

67. Let C = circumference, r = radius, S = surface area, and V = volume.

(a) Since $C = 2\pi r$, we have $\frac{dC}{dr} = 2\pi$ and so $dC = 2\pi dr$.

Therefore, $\left|\frac{dC}{C}\right| = \left|\frac{2\pi dr}{2\pi r}\right| = \left|\frac{dr}{r}\right| < \frac{0.4 \text{ cm}}{10 \text{ cm}} = 0.04$. The calculated radius will be within approximately 4% of the correct radius.

(b) Since $S = 4\pi r^2$, we have $\frac{dS}{dr} = 8\pi r$ and so

$dS = 8\pi r dr$. Therefore, $\left|\frac{dS}{S}\right| = \left|\frac{8\pi r dr}{4\pi r^2}\right| = \left|\frac{2 dr}{r}\right| \leq 2(0.04) = 0.08$. The

calculated surface area will be within approximately 8% of the correct surface area.

(c) Since $V = \frac{4}{3}\pi r^3$, we have $\frac{dV}{dr} = 4\pi r^2$ and so

$dV = 4\pi r^2 dr$. Therefore, $\left|\frac{dV}{V}\right| = \left|\frac{4\pi r^2 dr}{\frac{4}{3}\pi r^3}\right| = \left|\frac{3 dr}{r}\right| \leq 3(0.04) = 0.12$.

The calculated volume will be within approximately 12% of the correct volume.

68. By similar triangles, we have $\frac{a}{6} = \frac{a+20}{h}$, which gives

$ah = 6a + 120$, or $h = 6 + 120a^{-1}$. The height of the lamp post is approximately $6 + 120(15)^{-1} = 14$ ft. The estimated error in measuring a was

$|da| \leq 1 \text{ in.} = \frac{1}{12} \text{ ft.}$ Since $\frac{dh}{da} = -120a^{-2}$, we have

$|dh| = |-120a^{-2} da| \leq 120(15)^{-2} \left(\frac{1}{12}\right) = \frac{2}{45} \text{ ft.}$ so the

estimated possible error is $\pm \frac{2}{45} \text{ ft}$ or $\pm \frac{8}{15} \text{ in.}$

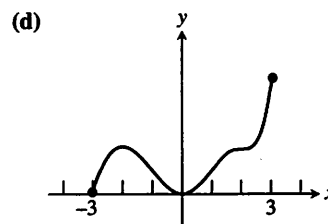
69. $\frac{dy}{dx} = 2 \sin x \cos x - 3$. Since $\sin x$ and $\cos x$ are both between 1 and -1 , the value of $2 \sin x \cos x$ is never greater than 2. Therefore, $\frac{dy}{dx} \leq 2 - 3 = -1$ for all values of x .

Since $\frac{dy}{dx}$ is always negative, the function decreases on every interval.

70. (a) f has a relative maximum at $x = -2$. This is where $f'(x) = 0$, causing f' to go from positive to negative.

(b) f has a relative minimum at $x = 0$. This is where $f'(x) = 0$, causing f' to go from negative to positive.

(c) The graph of f is concave up on $(-1, 1)$ and on $(2, 3)$. These are the intervals on which the derivatives of f are increasing.



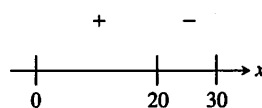
71. (a) $A = \pi r^2$
 $\frac{dA}{dt} = 2\pi r dr$
 $\frac{dA}{dt} = 2\pi(2)\left(\frac{1}{3}\right) = \frac{4}{3}\pi \frac{\text{in.}^2}{\text{sec}}$

(b) $dA = dV$
 $\frac{4}{3}\pi = \frac{1}{3}\pi r^2 dh$
 $\frac{4}{3}\pi = \frac{1}{3}\pi(2)^2 dh$
 $\frac{dh}{dt} = 1 \frac{\text{in.}}{\text{sec}}$

(c) $\frac{dA}{dh} = \frac{\frac{4}{3}\pi}{1} = \frac{4}{3}\pi \frac{\text{in.}^2}{\text{in.}}$

72. (a) $2a + 4b = 60$
 $b = 15 - 2a$
 $V = \pi a^2 b = \pi a^2 (15 - 2a)$
 $\frac{dV}{da} = 30\pi a - \frac{3\pi a^2}{2}$
 $30\pi a = \frac{3\pi a^2}{2}$
 $a = 20$
 $2(20) + 4b = 60$
 $b = 5$

(b) The sign graph for the derivative $\frac{dV}{da} = \frac{3\pi a}{2}(20 - a)$ on the interval $(0, 30)$ is as follows:



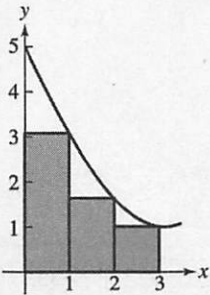
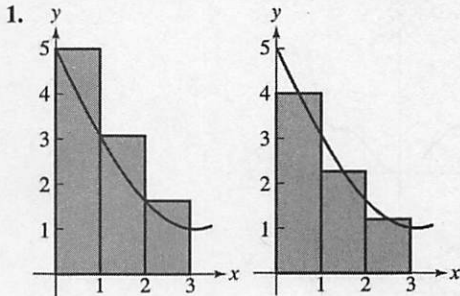
By the First Derivative Test, there is a maximum at $x = 20$.

Chapter 5

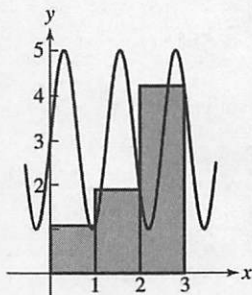
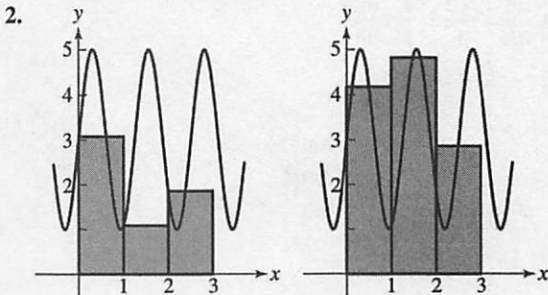
The Definite Integral

Section 5.1 Estimating with Finite Sums (pp. 263-273)

Exploration 1 Which RAM is the Biggest?



LRAM > MRAM > RRAM



MRAM > RRAM > LRAM

3. RRAM > MRAM > LRAM, because the heights of the rectangles increase as you move toward the right under an increasing function.

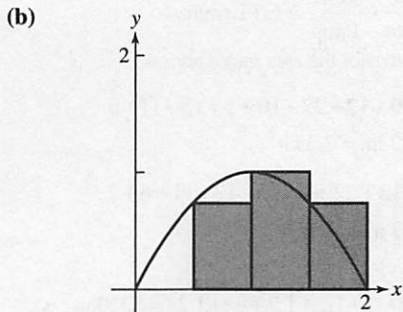
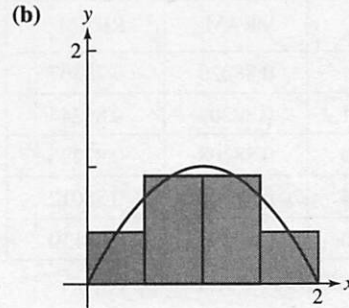
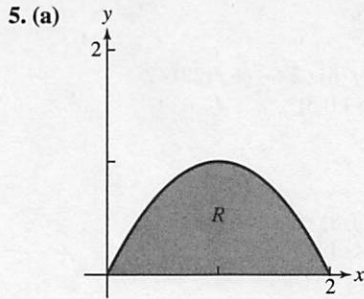
4. LRAM > MRAM > RRAM, because the heights of the rectangles decrease as you move toward the right under a decreasing function.

Quick Review 5.1

- $80 \text{ mph} \cdot 5 \text{ hr} = 400 \text{ mi}$
- $48 \text{ mph} \cdot 3 \text{ hr} = 144 \text{ mi}$
- $10 \text{ ft/sec}^2 \cdot 10 \text{ sec} = 100 \text{ ft/sec}$
 $100 \text{ ft/sec} \cdot \frac{1 \text{ mi}}{5280 \text{ ft}} \cdot \frac{3600 \text{ sec}}{1 \text{ h}} \approx 68.18 \text{ mph}$
- $300,000 \text{ km/sec} \cdot \frac{3600 \text{ sec}}{1 \text{ hr}} \cdot \frac{24 \text{ hr}}{1 \text{ day}} \cdot \frac{365 \text{ days}}{1 \text{ yr}} \cdot 1 \text{ yr}$
 $\approx 9.46 \times 10^{12} \text{ km}$
- $(6 \text{ mph})(3 \text{ h}) + (5 \text{ mph})(2 \text{ h}) = 18 \text{ mi} + 10 \text{ mi} = 28 \text{ mi}$
- $20 \text{ gal/min} \cdot 1 \text{ h} \cdot \frac{60 \text{ min}}{1 \text{ h}} = 1200 \text{ gal}$
- $(-1^\circ\text{C/h})(12 \text{ h}) + (1.5^\circ\text{C})(6 \text{ h}) = -3^\circ\text{C}$
- $300 \text{ ft}^3/\text{sec} \cdot \frac{3600 \text{ sec}}{1 \text{ h}} \cdot \frac{24 \text{ h}}{1 \text{ day}} \cdot 1 \text{ day} = 25,920,000 \text{ ft}^3$
- $350 \text{ people/mi}^2 \cdot 50 \text{ mi}^2 = 17,500 \text{ people}$
- $70 \text{ times/sec} \cdot \frac{3600 \text{ sec}}{1 \text{ h}} \cdot 1 \text{ h} \cdot 0.7 = 176,400 \text{ times}$

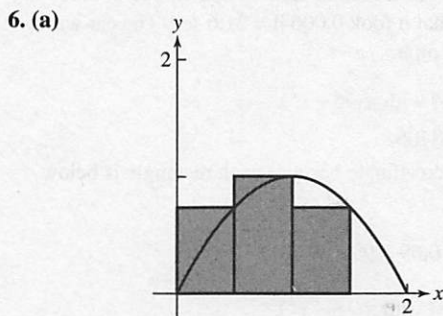
Section 5.1 Exercises

- Since $v(t) = 5$ is a straight line, compute the area under the curve.
 $x = (t) v(t) = (4)(5) = 20$
- Since $v(t) = 2t + 1$ creates a trapezoid with the x-axis, compute the area of the curve under the trapezoid.
 $A = \frac{h}{2}(a + b)$
 $a = t = 0 = v(0) = 2(0) + 1 = 1$
 $b = t = 4 = v(4) = 2(4) + 1 = 9$
 $h = 4$
 $A = \frac{4}{2}(9 + 1) = 20$
- Each rectangle has base 1. The height of each rectangle is found by using the points $t = (0.5, 1.5, 2.5, 3.5)$ in the equation $v(t) = t^2 + 1$. The area under the curve is approximately $1\left(\frac{5}{4} + \frac{13}{4} + \frac{29}{4} + \frac{53}{4}\right) = 25$, so the particle is close to $x = 25$.
- Each rectangle has base 1. The height of each rectangle is found by using the points $y = (0.5, 1.5, 2.5, 3.5, 4.5)$ in the equation $v(t) = t^2 + 1$. The area under the curve is approximately $1\left(\frac{5}{4} + \frac{13}{4} + \frac{29}{4} + \frac{53}{4} + \frac{85}{4}\right) = 46.25$, so the particle is close to $x = 46.25$.



$$\Delta x = \frac{1}{2}$$

$$\begin{aligned} \text{LRAM: } & [2(0) - (0)^2] \left(\frac{1}{2}\right) + \left[2\left(\frac{1}{2}\right) - \left(\frac{1}{2}\right)^2\right] \left(\frac{1}{2}\right) \\ & + [2(1) - (1)^2] \left(\frac{1}{2}\right) + \left[2\left(\frac{3}{2}\right) - \left(\frac{3}{2}\right)^2\right] \left(\frac{1}{2}\right) = \frac{5}{4} = 1.25 \end{aligned}$$



$$\begin{aligned} \text{RRAM: } & \left[2\left(\frac{1}{2}\right) - \left(\frac{1}{2}\right)^2\right] \left(\frac{1}{2}\right) + [2(1) - (1)^2] \left(\frac{1}{2}\right) \\ & + \left[2\left(\frac{3}{2}\right) - \left(\frac{3}{2}\right)^2\right] \left(\frac{1}{2}\right) + [2(2) - (2)^2] \left(\frac{1}{2}\right) = \frac{5}{4} = 1.25 \end{aligned}$$

$$\begin{aligned} \text{MRAM: } & \left[2\left(\frac{1}{4}\right) - \left(\frac{1}{4}\right)^2\right] \left(\frac{1}{2}\right) + \left[2\left(\frac{3}{4}\right) - \left(\frac{3}{4}\right)^2\right] \left(\frac{1}{2}\right) \\ & + \left[2\left(\frac{5}{4}\right) - \left(\frac{5}{4}\right)^2\right] \left(\frac{1}{2}\right) + \left[2\left(\frac{7}{4}\right) - \left(\frac{7}{4}\right)^2\right] \left(\frac{1}{2}\right) = \frac{11}{8} = 1.375 \end{aligned}$$

7.

n	LRAM_n	MRAM_n	RRAM_n
10	1.32	1.34	1.32
50	1.3328	1.3336	1.3328
100	1.3332	1.3334	1.3332
500	1.333328	1.333336	1.333328

8. The area is $\overline{1.333} = \frac{4}{3}$.

9.

n	LRAM_n	MRAM_n	RRAM_n
10	12.645	13.4775	14.445
50	13.3218	13.4991	13.6818
100	13.41045	13.499775	13.59045
500	13.482018	13.499991	13.518018

Estimate the area to be 13.5.

10.

n	LRAM_n	MRAM_n	RRAM_n
10	1.16823	1.09714	1.03490
50	1.11206	1.09855	1.08540
100	1.10531	1.09860	1.09198
500	1.09995	1.09861	1.09728
1000	1.09928	1.09861	1.09795

Estimate the area to be 1.0986.

11.

n	$LRAM_n$	$MRAM_n$	$RRAM_n$
10	0.98001	0.88220	0.78367
50	0.90171	0.88209	0.86244
100	0.89190	0.88208	0.87226
500	0.88404	0.88208	0.88012
1000	0.88306	0.88208	0.88110

Estimate the area to be 0.8821.

12.

n	$LRAM_n$	$MRAM_n$	$RRAM_n$
10	1.98352	2.00825	1.98352
50	1.99934	2.00033	1.99934
100	1.99984	2.00008	1.99984
500	1.99999	2.00000	1.99999

Estimate the area to be 2.

13. Use $f(x) = \sqrt{25 - x^2}$ and approximate the volume using $\pi r^2 h = \pi(\sqrt{25 - n_i^2})^2 \Delta x$, so for the MRAM program, use $\pi(25 - x^2)$ on the interval $[-5, 5]$.

n	MRAM
10	526.21677
20	524.25327
40	523.76240
80	523.63968
160	523.60900

14. $V = \frac{4}{3}\pi(5)^3 = \frac{500\pi}{3} \approx 523.59878$

n	error	% error
10	2.61799	0.5
20	0.65450	0.125
40	0.16362	0.0312
80	0.04091	0.0078
160	0.01023	0.0020

15. LRAM:

Area

$$\approx f(2) \cdot 2 + f(4) \cdot 2 + f(6) \cdot 2 + \cdots + f(22) \cdot 2$$

$$= 2 \cdot (0 + 0.6 + 1.4 + \cdots + 0.5)$$

$$= 44.8 \text{ (mg/L)} \cdot \text{sec}$$

RRAM:

Area

$$\approx f(4) \cdot 2 + f(6) \cdot 2 + f(8) \cdot 2 + \cdots + f(24) \cdot 2$$

$$= 2(0.6 + 1.4 + 2.7 + \cdots + 0)$$

$$= 44.8 \text{ (mg/L)} \cdot \text{sec}$$

Patient's cardiac output:

$$\frac{5 \text{ mg}}{44.8 \text{ (mg/L)} \cdot \text{sec}} \cdot \frac{60 \text{ sec}}{1 \text{ min}} \approx 6.7 \text{ L/min}$$

Note that estimates for the area may vary.

16. (a) LRAM: $1 \cdot (0 + 12 + 22 + 10 + 5 + 13 + 11 + 6$

$$+ 2 + 6) = 87 \text{ in.} = 7.25 \text{ ft}$$

- (b) RRAM: $1 \cdot (12 + 22 + 10 + 5 + 13 + 11 + 6 + 2$

$$+ 6 + 0) = 87 \text{ in.} = 7.25 \text{ ft}$$

17. 5 min = 300 sec

- (a) LRAM: $300 \cdot (1 + 1.2 + 1.7 + \cdots + 1.2) = 5220 \text{ m}$

- (b) RRAM: $300 \cdot (1.2 + 1.7 + 2.0 + \cdots + 0) = 4920 \text{ m}$

18. LRAM: $10 \cdot (0 + 44 + 15 + \cdots + 30) = 3490 \text{ ft}$

$$RRAM: 10 \cdot (44 + 15 + 35 + \cdots + 35) = 3840 \text{ ft}$$

$$\text{Average} = \frac{3490 \text{ ft} + 3840 \text{ ft}}{2} = 3665 \text{ ft}$$

19. (a) LRAM: $0.001(0 + 40 + 62 + \cdots + 137) = 0.898 \text{ mi}$

$$RRAM: 0.001(40 + 62 + 82 + \cdots + 142) = 1.04 \text{ mi}$$

$$\text{Average} = 0.969 \text{ mi}$$

- (b) The halfway point is 0.4845 mi. The average of LRAM and RRAM is 0.4460 at 0.006 h and 0.5665 at 0.007 h.

Estimate that it took 0.006 h = 21.6 sec. The car was going 116 mph.

20. (a) Use LRAM with $\pi(16 - x^2)$.

$$S_8 \approx 146.08406$$

S_8 is an overestimate because each rectangle is below the curve.

(b) $\frac{|V - S_8|}{V} \approx 0.09 = 9\%$

21. (a) Use RRAM with $\pi(16 - x^2)$.

$$S_8 \approx 120.95132$$

S_8 is an underestimate because each rectangle is below the curve.

(b) $\frac{|V - S_8|}{V} \approx 0.10 = 10\%$

22. (a) Use LRAM with $\pi(64 - x^2)$ on the interval $[4, 8]$, $n = 8$.

$$S \approx 372.27873 \text{ m}^3$$

(b) $\frac{|V - S_8|}{V} \approx 0.11 = 11\%$

23. (a) $(5)(6.0+8.2+9.1+\dots+12.7)(30) \approx 15,465 \text{ ft}^3$

(b) $(5)(8.2+9.1+9.9+\dots+13.0)(30) \approx 16,515 \text{ ft}^3$

24. Use LRAM with πx on the interval $[0, 5]$, $n = 5$.

$$1(0+\pi+2\pi+3\pi+4\pi) = 10\pi \approx 31.41593$$

25. Use MRAM with πx on the interval $[0, 5]$, $n = 5$.

$$1\left(\frac{1}{2}\pi + \frac{3}{2}\pi + \frac{5}{2}\pi + \frac{7}{2}\pi + \frac{9}{2}\pi\right) = \frac{25}{2}\pi \approx 39.26991$$

26. (a) LRAM₅ :

$$32.00 + 19.41 + 11.77 + 7.14 + 4.33 = 74.65 \text{ ft/sec}$$

(b) RRAM₅ :

$$19.41 + 11.77 + 7.14 + 4.33 + 2.63 = 45.28 \text{ ft/sec}$$

(c) The upper estimates for speed are 32.00 ft/sec for the first sec, $32.00 + 19.41 = 51.41$ ft/sec for the second sec, and $32.00 + 19.41 + 11.77 = 63.18$ ft/sec for the third sec. Therefore, an upper estimate for the distance fallen is $32.00 + 51.41 + 63.18 = 146.59$ ft.

27. (a) $400 \text{ ft/sec} - (5 \text{ sec})(32 \text{ ft/sec}^2) = 240 \text{ ft/sec}$

(b) Use RRAM with $400 - 32x$ on $[0, 5]$, $n = 5$.

$$368 + 336 + 304 + 272 + 240 = 1520 \text{ ft}$$

28. (a) Upper = $70 + 97 + 136 + 190 + 265 = 758$ gal

$$\text{Lower} = 50 + 70 + 97 + 136 + 190 = 543 \text{ gal}$$

(b) Upper = $70 + 97 + 136 + 190 + 265 + 369 + 516 + 720$

$$= 2363 \text{ gal}$$

$$\text{Lower} = 50 + 70 + 97 + 136 + 190 + 265 + 369 + 516$$

$$= 1693 \text{ gal}$$

(c) $25,000 - 2363 = 22,637$ gal

$$\frac{22,637}{720} \approx 31.44 \text{ h (worst case)}$$

$$25,000 - 1693 = 23,307 \text{ gal}$$

$$\frac{23,307}{720} \approx 32.37 \text{ h (best case)}$$

29. (a) Since the release rate of pollutants is increasing, an upper estimate is given by using the data for the end of each month (right rectangles), assuming that new scrubbers were installed before the beginning of January. Upper estimate:

$$30(0.20 + 0.25 + 0.27 + 0.34 + 0.45 + 0.52)$$

$$\approx 60.9 \text{ tons of pollutants}$$

A lower estimate is given by using the data for the end of the previous month (left rectangles). We have no data for the beginning of January, but we know that pollutants were released at the new-scrubber rate of 0.05 ton/day, so we may use this value.

Lower Estimate:

$$30(0.05 + 0.20 + 0.25 + 0.27 + 0.34 + 0.45)$$

$$\approx 46.8 \text{ tons of pollutants}$$

(b) Using left rectangles, the amount of pollutants released by the end of October is

$$30(0.05 + 0.20 + 0.25 + 0.27 + 0.34 + 0.45$$

$$+ 0.52 + 0.63 + 0.70 + 0.81) = 126.6 \text{ tons}$$

Therefore, a total of 125 tons will have been released into the atmosphere by the end of October.

30. The area of the region is the total number of units sold, in millions, over the 10-year period. The area units are (millions of units per year)(years) = (millions of units).

31. True. Because the graph rises from left to right, the left-hand rectangles will all lie under the curve.

32. False. For example, all three approximations are the same if the function is constant.

33. E. $y = 4x - x^2 = 0$

$$4x = x^2$$

$$x = 0, 4$$

Use MRAM on the interval $[0, 4]$, $n = 4$.

$$1(1.75 + 3.75 + 3.75 + 1.75) = 11$$

34. D.

35. C.

$$\frac{\pi}{4} \left(\sin(0) + \sin\left(\frac{\pi}{4}\right) + \sin\left(\frac{\pi}{2}\right) + \sin\left(\frac{3\pi}{4}\right) \right)$$

$$\frac{\pi}{4} \left(0 + \frac{\sqrt{2}}{2} + 1 + \frac{\sqrt{2}}{2} \right)$$

36. D.

37. (a) The diagonal of the square has length 2, so the side length is $\sqrt{2}$. Area = $(\sqrt{2})^2 = 2$

(b) Think of the octagon as a collection of 16 right triangles with a hypotenuse of length 1 and an acute angle

$$\text{measuring } \frac{2\pi}{16} = \frac{\pi}{8}.$$

$$\text{Area} = 16 \left(\frac{1}{2} \right) \left(\sin \frac{\pi}{8} \right) \left(\cos \frac{\pi}{8} \right)$$

$$= 4 \sin \frac{\pi}{4}$$

$$= 2\sqrt{2} \approx 2.828$$

(c) Think of the 16-gon as a collection of 32 right triangles with a hypotenuse of length 1 and an acute angle

$$\text{measuring } \frac{2\pi}{32} = \frac{\pi}{16}.$$

$$\text{Area} = 32 \left(\frac{1}{2} \right) \left(\sin \frac{\pi}{16} \right) \left(\cos \frac{\pi}{16} \right)$$

$$= 8 \sin \frac{\pi}{8} \approx 3.061$$

(d) Each area is less than the area of the circle, π . As n increases, the area approaches π .

38. The statement is false. We disprove it by presenting a counterexample, the function $f(x) = x^2$ over the interval $0 \leq x \leq 1$, with $n = 1$. MRAM₁ = $1f(0.5) = 0.25$

$$\frac{\text{LRAM}_1 + \text{RRAM}_1}{2} = \frac{1f(0) + 1f(1)}{2}$$

$$= \frac{0+1}{2} = 0.5 \neq \text{MRAM}_1$$

$$\begin{aligned}
 39. \text{RRAM}_n f &= (\Delta x)[f(x_1) + f(x_2) + \dots + f(x_{n-1}) + f(x_n)] \\
 &= (\Delta x)[f(x_0) + f(x_1) + f(x_2) + \dots + f(x_{n-1}) \\
 &\quad + (\Delta x)[f(x_n) - f(x_0)]] \\
 &= \text{LRAM}_n f + (\Delta x)[f(x_n) - f(x_0)]
 \end{aligned}$$

But $f(a) = f(b)$ by symmetry, so $f(x_n) - f(x_0) = 0$.
Therefore, $\text{RRAM}_n f = \text{LRAM}_n f$.

40. (a) Each of the isosceles triangles is made up of two right triangles having hypotenuse 1 and an acute angle measuring $\frac{2\pi}{2n} = \frac{\pi}{n}$. The area of each isosceles triangle

$$\text{is } A_T = 2 \left(\frac{1}{2} \right) \left(\sin \frac{\pi}{n} \right) \left(\cos \frac{\pi}{n} \right) = \frac{1}{2} \sin \frac{2\pi}{n}.$$

(b) The area of the polygon is

$$\begin{aligned}
 A_P &= nA_T = \frac{n}{2} \sin \frac{2\pi}{n}, \text{ so} \\
 \lim_{n \rightarrow \infty} A_P &= \lim_{n \rightarrow \infty} \frac{n}{2} \sin \frac{2\pi}{n} = \pi
 \end{aligned}$$

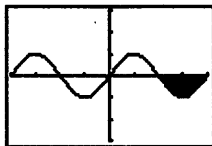
(c) Multiply each area by r^2 :

$$\begin{aligned}
 A_T &= \frac{1}{2} r^2 \sin \frac{2\pi}{n} \\
 A_P &= \frac{n}{2} r^2 \sin \frac{2\pi}{n} \\
 \lim_{n \rightarrow \infty} A_P &= \pi r^2
 \end{aligned}$$

Section 5.2 Definite Integrals (274–284)

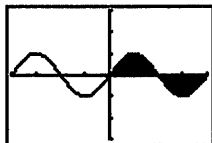
Exploration 1 Finding Integrals by Signed Areas

1. -2. (This is the same area as $\int_0^\pi \sin x \, dx$, but below the x -axis.)



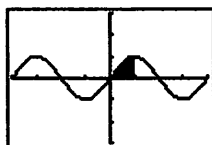
$[-2\pi, 2\pi]$ by $[-3, 3]$

2. 0. (The equal areas above and below the x -axis sum to zero.)



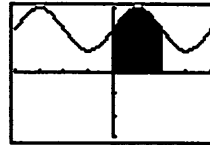
$[-2\pi, 2\pi]$ by $[-3, 3]$

3. 1. (This is half the area of $\int_0^\pi \sin x \, dx$.)



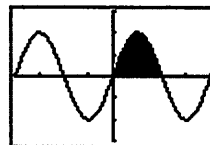
$[-2\pi, 2\pi]$ by $[-3, 3]$

4. $2\pi + 2$. The same area as $\int_0^\pi \sin x \, dx$ sits above a rectangle of area $\pi \times 2$.)



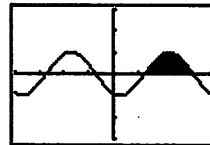
$[-2\pi, 2\pi]$ by $[-3, 3]$

5. 4. (Each rectangle in a typical Riemann sum is twice as tall as in $\int_0^\pi \sin x \, dx$.)



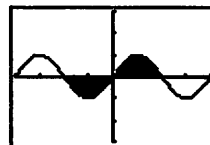
$[-2\pi, 2\pi]$ by $[-3, 3]$

6. 2. (This is the same region as in $\int_0^\pi \sin x \, dx$, translated 2 units to the right.)



$[-2\pi, 2\pi]$ by $[-3, 3]$

7. 0. (The equal areas above and below the x -axis sum to zero.)



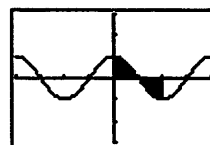
$[-2\pi, 2\pi]$ by $[-3, 3]$

8. 4. (Each rectangle in a typical Riemann sum is twice as wide as in $\int_0^\pi \sin x \, dx$.)



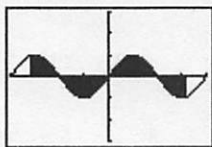
$[-2\pi, 2\pi]$ by $[-3, 3]$

9. 0. (The equal areas above and below the x -axis sum to zero.)



$[-2\pi, 2\pi]$ by $[-3, 3]$

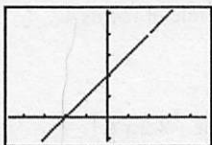
10. 0. (The equal areas above and below the x -axis sum to zero, since $\sin x$ is an odd function.)



$[-2\pi, 2\pi]$ by $[-3, 3]$

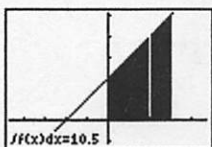
Exploration 2 More Discontinuous Integrands

1. The function has a removable discontinuity at $x = 2$.



$[-4.7, 4.7]$ by $[-1.1, 5.1]$

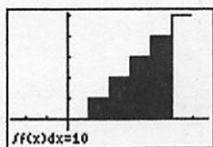
2. The thin strip above $x = 2$ has zero area, so the area under the curve is the same as $\int_0^3 (x+2)$, which is 10.5.



$[-4.7, 4.7]$ by $[-1.1, 5.1]$

3. The graph has jump discontinuities at all integer values, but the Riemann sums tend to the area of the shaded region shown. The area is the sum of the areas of 5 rectangles (one of them with height 0):

$$\int_0^5 \text{int}(x) dx = 0 + 1 + 2 + 3 + 4 = 10.$$



$[-2.7, 6.7]$ by $[-1.1, 5.1]$

Quick Review 5.2

- $\sum_{n=1}^5 n^2 = (1)^2 + (2)^2 + (3)^2 + (4)^2 + (5)^2 = 55$
- $\sum_{k=0}^4 (3k-2) = [3(0)-2] + [3(1)-2] + [3(2)-2] + [3(3)-2] + [3(4)-2] = 20$
- $\sum_{j=0}^4 100(j+1)^2 = 100[(1)^2 + (2)^2 + (3)^2 + (4)^2 + (5)^2] = 5500$
- $\sum_{k=1}^{99} k$

$$5. \sum_{k=0}^{25} 2k$$

$$6. \sum_{k=1}^{500} 3k^2$$

$$7. 2 \sum_{x=1}^{50} x^2 + 3 \sum_{x=1}^{50} x = \sum_{x=1}^{50} (2x^2 + 3x)$$

$$8. \sum_{k=0}^8 x^k + \sum_{k=9}^{20} x^k = \sum_{k=0}^{20} x^k$$

$$9. \sum_{k=0}^n (-1)^k = 0 \text{ if } n \text{ is odd.}$$

$$10. \sum_{k=0}^n (-1)^k = 1 \text{ if } n \text{ is even.}$$

Section 5.2 Exercises

$$1. \lim_{n \rightarrow \infty} \sum_{k=1}^n (c_k^2 \Delta x_k) = \int_0^2 x^2 dx \text{ where } n \text{ is any partition of } [0, 2].$$

$$2. \lim_{n \rightarrow \infty} \sum_{k=1}^n (c_k^2 - 3c_k) \Delta x_k = \int_{-7}^5 (x^2 - 3x) dx \text{ where } n \text{ is any partition of } [-7, 5].$$

$$3. \lim_{n \rightarrow \infty} \sum_{k=1}^n \frac{1}{c_k} \Delta x_k = \int_1^4 \frac{1}{x} dx \text{ where } n \text{ is any partition of } [1, 4].$$

$$4. \lim_{n \rightarrow \infty} \sum_{k=1}^n \frac{1}{1-c_k} \Delta x_k = \int_2^3 \frac{1}{1-x} dx \text{ where } n \text{ is any partition of } [2, 3].$$

$$5. \lim_{n \rightarrow \infty} \sum_{k=1}^n \sqrt{4-c_k^2} \Delta x_k = \int_0^1 \sqrt{4-x^2} dx \text{ where } n \text{ is any partition of } [0, 1].$$

$$6. \lim_{n \rightarrow \infty} \sum_{k=1}^n (\sin^3 c_k) \Delta x_k = \int_{-\pi}^{\pi} \sin^3 x dx \text{ where } n \text{ is any partition of } [-\pi, \pi].$$

$$7. \int_{-2}^1 5 dx = 5[1 - (-2)] = 15$$

$$8. \int_3^7 (-20) dx = (-20)(7-3) = -80$$

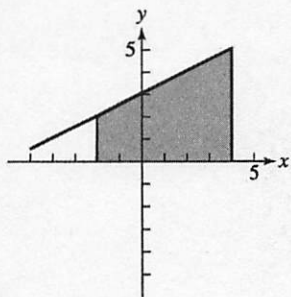
$$9. \int_0^3 (-160) dt = (-160)(3-0) = -480$$

$$10. \int_{-4}^{-1} \pi d\theta = \frac{\pi}{2} [-1 - (-4)] = \frac{3\pi}{2}$$

$$11. \int_{-2.1}^{3.4} 0.5 ds = 0.5[3.4 - (-2.1)] = 2.75$$

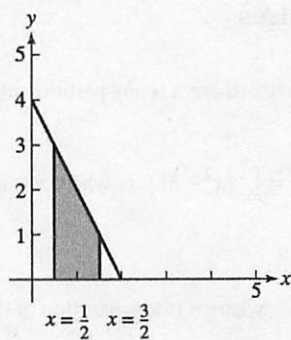
$$12. \int_{\sqrt{2}}^{\sqrt{18}} \sqrt{2} dr = \sqrt{2}(\sqrt{18} - \sqrt{2}) = 4$$

13. Graph the region under $y = \frac{x}{2} + 3$ for $-2 \leq x \leq 4$.



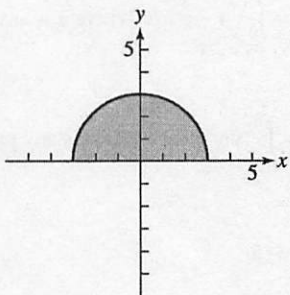
$$\int_{-2}^4 \left(\frac{x}{2} + 3 \right) dx = \frac{1}{2}(6)(2+5) = 21$$

14. Graph the region under $y = -2x + 4$ for $\frac{1}{2} \leq x \leq \frac{3}{2}$.



$$\int_{1/2}^{3/2} (-2x + 4) dx = \frac{1}{2}(1)(3+1) = 2$$

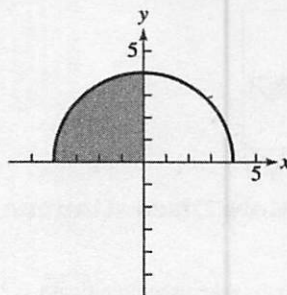
15. Graph the region under $y = \sqrt{9 - x^2}$ for $-3 \leq x \leq 3$.



This region is half of a circle radius 3.

$$\int_{-3}^3 \sqrt{9 - x^2} dx = \frac{1}{2} \pi (3)^2 = \frac{9\pi}{2}$$

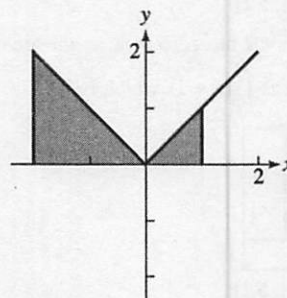
16. Graph the region under $y = \sqrt{16 - x^2}$ for $-4 \leq x \leq 0$.



The region is one quarter of a circle of radius 4.

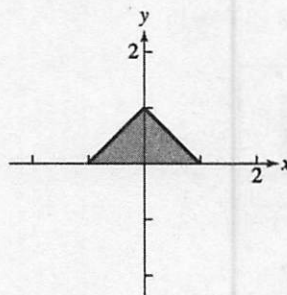
$$\int_{-4}^0 \sqrt{16 - x^2} dx = \frac{1}{4} \pi (4)^2 = 4\pi$$

17. Graph the region under $y = |x|$ for $-2 \leq x \leq 1$.



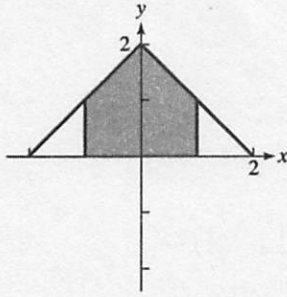
$$\int_{-2}^1 |x| dx = \frac{1}{2}(2)(2) + \frac{1}{2}(1)(1) = \frac{5}{2}$$

18. Graph the region under $y = 1 - |x|$ for $-1 \leq x \leq 1$.



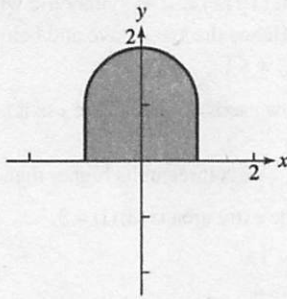
$$\int_{-1}^1 (1 - |x|) dx = \frac{1}{2}(2)(1) = 1$$

19. Graph the region under $y = 2 - |x|$ for $-1 \leq x \leq 1$.



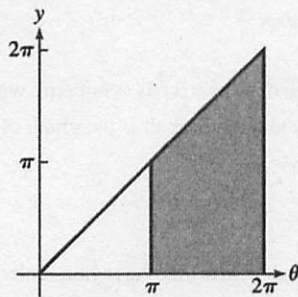
$$\int_{-1}^1 (2 - |x|) dx = \frac{1}{2}(1)(1+2) + \frac{1}{2}(1)(1+2) = 3$$

20. Graph the region under $y = 1 + \sqrt{1 - x^2}$ for $-1 \leq x \leq 1$.



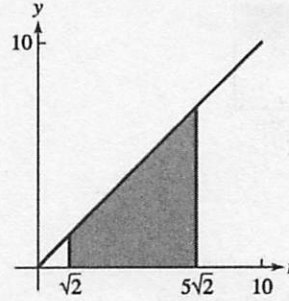
$$\int_{-1}^1 (1 + \sqrt{1 - x^2}) dx = (2)(1) + \frac{1}{2}\pi(1)^2 = 2 + \frac{\pi}{2}$$

21. Graph the region under $y = \theta$ for $\pi \leq \theta \leq 2\pi$.



$$\int_{\pi}^{2\pi} \theta d\theta = \frac{1}{2}(2\pi - \pi)(2\pi + \pi) = \frac{3\pi^2}{2}$$

22. Graph the region under $y = r$ for $\sqrt{2} \leq r \leq 5\sqrt{2}$.



$$\int_{\sqrt{2}}^{5\sqrt{2}} r dr = \frac{1}{2}(5\sqrt{2} - \sqrt{2})(\sqrt{2} + 5\sqrt{2}) = 24$$

23. $\int_0^b x dx = \frac{1}{2}(b)(b) = \frac{1}{2}b^2$

24. $\int_0^b 4x dx = \frac{1}{2}(b)(4b) = 2b^2$

25. $\int_a^b 2s ds = \frac{1}{2}(b-a)(2b+2a) = b^2 - a^2$

26. $\int_a^b 3t dt = \frac{1}{2}(b-a)(3b+3a) = \frac{3}{2}(b^2 - a^2)$

27. $\int_a^{2a} x dx = \frac{1}{2}(2a-a)(2a+a) = \frac{3a^2}{2}$

28. $\int_a^{\sqrt{3}a} x dx = \frac{1}{2}(\sqrt{3}a - a)(\sqrt{3}a + a) = \frac{1}{2}(3a^2 - a^2) = a^2$

29. $\int_8^{11} 87 dt = 87t \Big|_8^{11}$
 $87(11) - 87(8) = 261$ miles

30. $\int_0^{60} 25 dt = 25t \Big|_0^{60}$
 $25(60) - 25(0) = 1500$ gallons

31. $\int_6^{7.5} 300 dt = 300t \Big|_6^{7.5}$ calories
 $300(7.5) - 300(6) = 450$

32. $\int_{8.5}^{11} 0.4 dt = 0.4t \Big|_{8.5}^{11}$
 $0.4(11) - 0.4(8.5) = 1$ liter

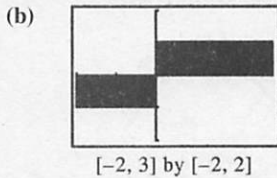
33. $\text{NINT}\left(\frac{x}{x^2+4}, x, 0, 5\right) \approx 0.9905$

34. $3 + 2 \cdot \text{NINT}(\tan x, x, 0, \frac{\pi}{3}) \approx 4.3863$

35. $\text{NINT}(4 - x^2, x, -2, 2) \approx 10.6667$

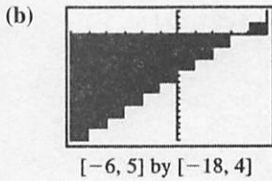
36. $\text{NINT}(x^2 e^{-x}, x, -1, 3) \approx 1.8719$

37. (a) The function has a discontinuity at $x = 0$.



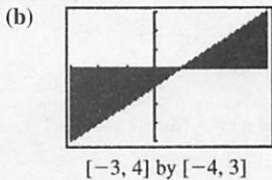
$$\int_{-2}^3 \frac{x}{|x|} dx = -2 + 3 = 1$$

38. (a) The function has discontinuities at $x = -5, -4, -3, -2, -1, 0, 1, 2, 3, 4, 5$.



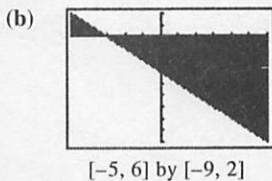
$$\begin{aligned} \int_{-6}^5 2 \operatorname{int}(x-3) dx &= (-18) + (-16) + (-14) \\ &+ (-12) + (-10) + (-8) + (-6) + (-4) + (-2) \\ &+ 0 + 2 = -88 \end{aligned}$$

39. (a) The function has a discontinuity at $x = -1$.



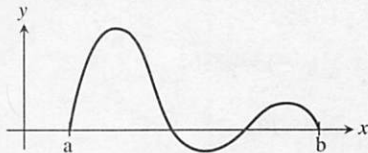
$$\int_{-3}^4 \frac{x^2 - 1}{x + 1} dx = -\frac{1}{2}(4)(4) + \frac{1}{2}(3)(3) = -\frac{7}{2}$$

40. (a) The function has a discontinuity at $x = 3$.



$$\int_{-5}^6 \frac{9 - x^2}{x - 3} dx = \frac{1}{2}(2)(2) - \frac{1}{2}(9)(9) = -\frac{77}{2}$$

41. False. Consider the function in the graph below.



42. True. All the products in the Riemann sums are positive.

43. E. $\int_2^5 (f(x) + 4) dx$
 $= \int_2^5 f(x) dx + \int_2^5 4 dx$
 $= 18 + 4x \Big|_2^5 = 30$

44. D. $\int_{-4}^4 (4 - |x|) dx$
 $= \int_{-4}^4 4 dx + \int_0^4 x dx + \int_{-4}^0 -x dx$
 $= 4x \Big|_{-4}^4 + \frac{x^2}{2} \Big|_0^4 - \frac{x^2}{2} \Big|_{-4}^0 = 16$

45. C.

46. A.

47. Observe that the graph of $f(x) = x^3$ is symmetric with respect to the origin. Hence the area above and below the x -axis is equal for $-1 \leq x \leq 1$.

$$\int_{-1}^1 x^3 dx = -(\text{area below } x\text{-axis}) + (\text{area above } x\text{-axis}) = 0$$

48. The graph of $f(x) = x^3 + 3$ is three units higher than the graph of $g(x) = x^3$. The extra area is $(3)(1) = 3$.

$$\int_0^1 (x^3 + 3) dx = \frac{1}{4} + 3 = \frac{13}{4}$$

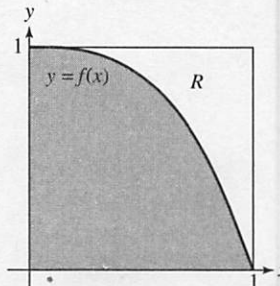
49. Observe that the region under the graph of $f(x) = (x-2)^3$ for $2 \leq x \leq 3$ is just the region under the graph of $g(x) = x^3$ for $0 \leq x \leq 1$ translated two units to the right.

$$\int_2^3 (x-2)^3 dx = \int_0^1 x^3 dx = \frac{1}{4}$$

50. Observe that the graph of $f(x) = |x|^3$ is symmetric with respect to the y -axis and the right half is the graph of $g(x) = x^3$.

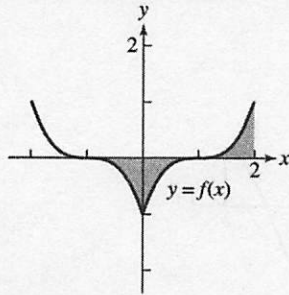
$$\int_{-1}^1 |x|^3 dx = 2 \int_0^1 x^3 dx = \frac{1}{2}$$

51. Observe from the graph below that the region under the graph $f(x) = 1 - x^3$ for $0 \leq x \leq 1$ cuts out a region R from the square identical to the region under the graph of $g(x) = x^3$ for $0 \leq x \leq 1$.



$$\int_0^1 (1 - x^3) dx = 1 - \int_0^1 x^3 dx = 1 - \frac{1}{4} = \frac{3}{4}$$

52. Observe from the graph of $f(x) = (|x| - 1)^3$ for $-1 \leq x \leq 2$ that there are two regions below the x -axis and one region above the axis, each of whose area is equal to the area of the region under the graph of $g(x) = x^3$ for $0 \leq x \leq 1$.



$$\int_{-1}^2 (|x| - 1)^3 dx = 2\left(-\frac{1}{4}\right) + \left(\frac{1}{4}\right) = -\frac{1}{4}$$

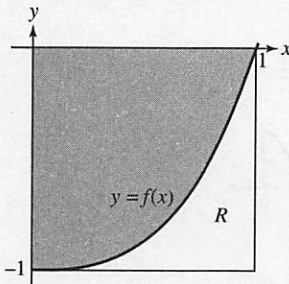
53. Observe that the graph of $f(x) = \left(\frac{x}{2}\right)^3$ for $0 \leq x \leq 2$ is just a horizontal stretch of the graph of $g(x) = x^3$ for $0 \leq x \leq 1$ by a factor of 2. Thus the area under $f(x) = \left(\frac{x}{2}\right)^3$ for $0 \leq x \leq 2$ is twice the area under the graph of $g(x) = x^3$ for $0 \leq x \leq 1$.

$$\int_0^2 \left(\frac{x}{2}\right)^3 dx = 2 \int_0^1 x^3 dx = \frac{1}{2}$$

54. Observe that the graph of $f(x) = x^3$ is symmetric with respect to the origin. Hence the area above and below the x -axis is equal for $-8 \leq x \leq 8$.

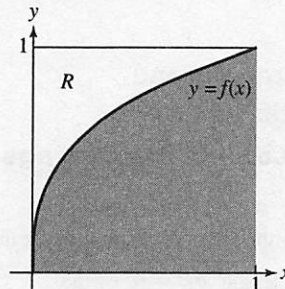
$$\int_{-8}^8 x^3 dx = -(\text{area below } x\text{-axis}) + (\text{area above } x\text{-axis}) = 0$$

55. Observe from the graph below that the region between the graph of $f(x) = x^3 - 1$ and the x -axis for $0 \leq x \leq 1$ cuts out a region R from the square identical to the region under the graph of $g(x) = x^3$ for $0 \leq x \leq 1$.



$$\int_0^1 (x^3 - 1) dx = -1 + \frac{1}{4} = -\frac{3}{4}$$

56. Observe from the graph below that the region between the graph of $f(x) = \sqrt[3]{x}$ and the x -axis for $0 \leq x \leq 1$ cuts out a region R from the square identical to the region under the graph of $g(x) = x^3$ for $0 \leq x \leq 1$.



$$\int_0^1 \sqrt[3]{x} dx = 1 - \frac{1}{4} = \frac{3}{4}$$

57. (a) As x approaches 0 from the right, $f(x)$ goes to ∞ .

(b) Using right endpoints we have

$$\begin{aligned} \int_0^1 \frac{1}{x^2} dx &= \lim_{n \rightarrow \infty} \sum_{k=1}^n \left(\frac{1}{\left(\frac{k}{n}\right)^2}\right) \left(\frac{1}{n}\right) \\ &= \lim_{n \rightarrow \infty} \sum_{k=1}^n \frac{n}{k^2} \\ &= \lim_{n \rightarrow \infty} n \left(1 + \frac{1}{2^2} + \cdots + \frac{1}{n^2}\right). \end{aligned}$$

Note that $n \left(1 + \frac{1}{2^2} + \cdots + \frac{1}{n^2}\right) > n$ and $n \rightarrow \infty$, so

$$n \left(1 + \frac{1}{2^2} + \cdots + \frac{1}{n^2}\right) \rightarrow \infty.$$

58. (a) $\Delta x = \frac{1}{n}$, $x_k = \frac{k}{n}$

$$\begin{aligned} \text{RRAM} &= \left(\frac{1}{n}\right)^2 \cdot \frac{1}{n} + \left(\frac{2}{n}\right)^2 \cdot \frac{1}{n} + \cdots + \left(\frac{n}{n}\right)^2 \cdot \frac{1}{n} \\ &= \sum_{k=1}^n \left(\left(\frac{k}{n}\right)^2 \cdot \frac{1}{n}\right) \end{aligned}$$

$$(b) \sum_{k=1}^n \left(\left(\frac{k}{n}\right)^2 \cdot \frac{1}{n}\right) = \sum_{k=1}^n \left(\frac{k^2}{n^3}\right) = \frac{1}{n^3} \sum_{k=1}^n k^2$$

$$(c) \frac{1}{n^3} \sum_{k=1}^n k^2 = \frac{1}{n^3} \cdot \frac{n(n+1)(2n+1)}{6} = \frac{n(n+1)(2n+1)}{6n^3}$$

$$\begin{aligned} (d) \lim_{n \rightarrow \infty} \sum_{k=1}^n \left(\left(\frac{k}{n}\right)^2 \cdot \frac{1}{n}\right) &= \lim_{n \rightarrow \infty} \frac{n(n+1)(2n+1)}{6n^3} \\ &= \lim_{n \rightarrow \infty} \frac{2n^3 + 3n^2 + n}{6n^3} \\ &= \frac{2}{6} = \frac{1}{3} \end{aligned}$$

58. Continued

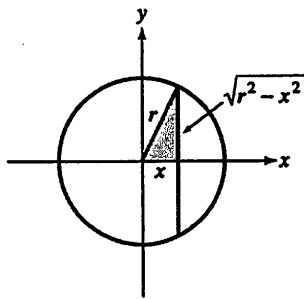
(e) Since $\int_0^1 x^2 dx$ equals the limit of any Riemann sum over the interval $[0, 1]$ as n approaches ∞ , part (d) proves that

$$\int_0^1 x^2 dx = \frac{1}{3}.$$

Section 5.3 Definite Integrals and Antiderivatives (pp. 285–293)

Exploration 1 How Long is the Average Chord of a Circle?

1. The chord is twice as long as the leg of the right triangle in the first quadrant, which has length $\sqrt{r^2 - x^2}$ by the Pythagorean Theorem.



2. Average value = $\frac{1}{r - (-r)} \int_{-r}^r 2\sqrt{r^2 - x^2} dx$.

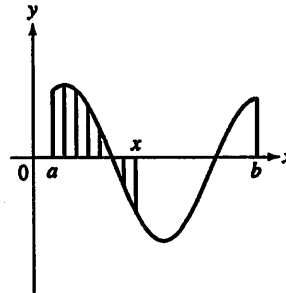
3. Average value = $\frac{2}{2r} \int_{-r}^r \sqrt{r^2 - x^2} dx$
 $= \frac{1}{r} \cdot (\text{area of semicircle of radius } r)$
 $= \frac{1}{r} \cdot \frac{\pi r^2}{2}$
 $= \frac{\pi r}{2}$

4. Although we only computed the average length of chords perpendicular to a particular diameter, the same computation applies to any diameter. The average length of a chord of a circle of radius r is $\frac{\pi r}{2}$.

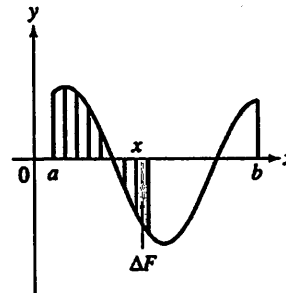
5. The function $y = 2\sqrt{r^2 - x^2}$ is continuous on $[-r, r]$, so the Mean Value Theorem applies and there is a c in $[a, b]$ so that $y(c)$ is the average value $\frac{\pi r}{2}$.

Exploration 2 Finding the Derivative of an Integral

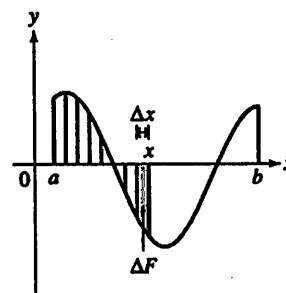
Pictures will vary according to the value of x chosen. (Indeed, this is the point of the exploration.) We show a typical solution here.



1. We have chosen an arbitrary x between a and b .
2. We have shaded the region using vertical line segments.
3. The shaded region can be written as $\int_a^x f(t) dt$ using the definition of the definite integral in Section 5.2. We use t as a dummy variable because x cannot vary between a and itself.
4. The area of the shaded region is our value of $F(x)$.



5. We have drawn one more vertical shading segment to represent ΔF .
6. We have moved x a distance of Δx so that it rests above the new shading segment.



7. Now the (signed) height of the newly-added vertical segment is $f(x)$.

8. The (signed) area of the segment is $\Delta F = \Delta x \cdot f(x)$, so

$$F'(x) = \lim_{\Delta x \rightarrow 0} \frac{\Delta F}{\Delta x} = f(x)$$

Quick Review 5.3

1. $\frac{dy}{dx} = \sin x$

2. $\frac{dy}{dx} = \cos x$

3. $\frac{dy}{dx} = \frac{\sec x \tan x}{\sec x} = \tan x$

4. $\frac{dy}{dx} = \frac{\cos x}{\sin x} = \cot x$

5. $\frac{dy}{dx} = \frac{\sec x \tan x + \sec^2 x}{\sec x + \tan x} = \sec x$

6. $\frac{dy}{dx} = x \left(\frac{1}{x} \right) + \ln x - 1 = \ln x$

7. $\frac{dy}{dx} = \frac{(n+1)x^n}{n+1} = x^n$

8. $\frac{dy}{dx} = -\frac{1}{(2^x+1)^2} \cdot (\ln 2)2^x = -\frac{2^x \ln 2}{(2^x+1)^2}$

9. $\frac{dy}{dx} = xe^x + e^x$

10. $\frac{dy}{dx} = \frac{1}{x^2+1}$

Section 5.3 Exercises

1. (a) $\int_2^2 g(x) dx = 0$

(b) $\int_5^1 g(x) dx = -\int_1^5 g(x) dx = -8$

(c) $\int_1^2 3f(x) dx = 3\int_1^2 f(x) dx = 3(-4) = -12$

(d) $\int_2^5 f(x) dx = \int_2^1 f(x) dx + \int_1^5 f(x) dx$
 $= -\int_1^2 f(x) dx + \int_1^5 f(x) dx$
 $= 4 + 6 = 10$

(e) $\int_1^5 [f(x) - g(x)] dx = \int_1^5 f(x) dx - \int_1^5 g(x) dx$
 $= 6 - 8 = -2$

(f) $\int_1^5 [4f(x) - g(x)] dx = \int_1^5 4f(x) dx - \int_1^5 g(x) dx$
 $= 4\int_1^5 f(x) dx - \int_1^5 g(x) dx$
 $= 4(6) - 8 = 16$

2. (a) $\int_1^9 -2f(x) dx = -2\int_1^9 f(x) dx = -2(-1) = 2$

(b) $\int_7^9 [f(x) + h(x)] dx = \int_7^9 f(x) dx + \int_7^9 h(x) dx$
 $= 5 + 4 = 9$

(c) $\int_7^9 [2f(x) - 3h(x)] dx = \int_7^9 2f(x) dx + \int_7^9 3h(x) dx$
 $= 2\int_7^9 f(x) dx - 3\int_7^9 h(x) dx$
 $= 2(5) - 3(4) = -2$

(d) $\int_9^1 f(x) dx = -\int_1^9 f(x) dx = 1$

(e) $\int_1^7 f(x) dx = \int_1^9 f(x) dx + \int_9^7 f(x) dx$
 $= \int_1^9 f(x) dx - \int_7^9 f(x) dx$
 $= -1 - 5 = -6$

(f) $\int_9^7 [h(x) - f(x)] dx = \int_9^7 h(x) dx - \int_9^7 f(x) dx$
 $= -\int_7^9 h(x) dx + \int_7^9 f(x) dx$
 $= -4 + 5 = 1$

3. (a) $\int_1^2 f(u) du = 5$

(b) $\int_1^2 \sqrt{3}f(z) dz = \sqrt{3}\int_1^2 f(z) dz = 5\sqrt{3}$

(c) $\int_2^1 f(t) dt = -\int_1^2 f(t) dt = -5$

(d) $\int_1^2 [-f(x)] dx = -\int_1^2 f(x) dx = -5$

4. (a) $\int_0^{-3} g(t) dt = -\int_{-3}^0 g(t) dt = -\sqrt{2}$

(b) $\int_{-3}^0 g(u) du = \sqrt{2}$

(c) $\int_{-3}^0 [-g(x)] dx = -\int_{-3}^0 g(x) dx = -\sqrt{2}$

(d) $\int_{-3}^0 \frac{g(r)}{\sqrt{2}} dr = \frac{1}{\sqrt{2}} \int_{-3}^0 g(r) dr = 1$

5. (a) $\int_3^4 f(z) dz = \int_3^0 f(z) dz + \int_0^4 f(z) dz$
 $= \int_0^3 f(z) dz + \int_0^4 f(z) dz$
 $= -3 + 7 = 4$

(b) $\int_4^3 f(t) dt = \int_4^0 f(t) dt + \int_0^3 f(t) dt$
 $= -\int_0^4 f(t) dt + \int_0^3 f(t) dt$
 $= -7 + 3 = -4$

6. (a) $\int_1^3 h(r) dr = \int_1^{-1} h(r) dr + \int_{-1}^3 h(r) dr$
 $= -\int_{-1}^1 h(r) dr + \int_{-1}^3 h(r) dr = 6$

6. Continued

$$\begin{aligned} (b) -\int_3^1 h(u) du &= -\int_3^{-1} h(u) du - \int_{-1}^1 h(u) du \\ &= \int_{-1}^3 h(u) du - \int_{-1}^1 h(u) du = 6 \end{aligned}$$

7. $\max \sin(x^2) = \sin(1)$ on $[0, 1]$

$$\int_0^1 \sin(x^2) dx \leq \sin(1) < 1$$

8. $\max \sqrt{x+8} = 3$ and $\min \sqrt{x+8} = 2\sqrt{2}$ on $[0, 1]$

$$2\sqrt{2} \leq \int_0^1 \sqrt{x+8} dx \leq 3$$

9. $(b-a) \min f(x) \geq 0$ on $[a, b]$

$$0 \leq (b-a) \min f(x) \leq \int_a^b f(x) dx$$

10. $(b-a) \max f(x) \leq 0$ on $[a, b]$

$$\int_a^b f(x) dx \leq (b-a) \max f(x) \leq 0$$

11. An antiderivative of $x^2 - 1$ is $F(x) = \frac{1}{3}x^3 - x$.

$$\begin{aligned} av &= \frac{1}{\sqrt{3}} \int_0^{\sqrt{3}} (x^2 - 1) dx \\ &= \frac{1}{\sqrt{3}} [F(\sqrt{3}) - F(0)] \\ &= \frac{1}{\sqrt{3}} (0 - 0) = 0 \end{aligned}$$

Find $x = c$ in $[0, \sqrt{3}]$ such that $c^2 - 1 = 0$

$c^2 = 1$

$c = \pm 1$

Since 1 is in $[0, \sqrt{3}]$, $x = 1$.

12. An antiderivative of $-\frac{x^2}{2}$ is $F(x) = -\frac{x^3}{6}$.

$$av = \frac{1}{3} \int_0^3 \left(-\frac{x^2}{2}\right) dx = \frac{1}{3} [F(3) - F(0)] = \frac{1}{3} \left(-\frac{9}{2}\right) = -\frac{3}{2}$$

Find $x = c$ in $[0, 3]$ such that $-\frac{c^2}{2} = -\frac{3}{2}$.

$c^2 = 3$

$c = \pm\sqrt{3}$

Since $\sqrt{3}$ is in $[0, 3]$, $x = \sqrt{3}$.

13. An antiderivative of $-3x^2 - 1$ is $F(x) = -x^3 - x$.

$$av = \frac{1}{1} \int_0^1 (-3x^2 - 1) dx = F(1) - F(0) = -2$$

Find $x = c$ in $[0, 1]$ such that $-3c^2 - 1 = -2$

$-3c^2 = -1$

$c^2 = \frac{1}{3}$

$c = \pm\frac{1}{\sqrt{3}}$

Since $\frac{1}{\sqrt{3}}$ is in $[0, 1]$, $x = \frac{1}{\sqrt{3}}$.

14. An antiderivative of $(x-1)^2$ is $F(x) = \frac{1}{3}(x-1)^3$.

$$av = \frac{1}{3} \int_0^3 (x-1)^2 dx = \frac{1}{3} [F(3) - F(0)] = \frac{1}{3} \left(\frac{8}{3} + \frac{1}{3}\right) = 1$$

Find $x = c$ in $[0, 3]$ such that $(c-1)^2 = 1$.

$c-1 = \pm 1$

$c = 2$ or $c = 0$.

Since both are in $[0, 3]$, $x = 0$ or $x = 2$.

15. The region between the graph and the x -axis is a triangle of height 3 and base 6, so the area of the region

$$\text{is } \frac{1}{2}(3)(6) = 9.$$

$$av(f) = \frac{1}{6} \int_{-4}^2 f(x) dx = \frac{9}{6} = \frac{3}{2}.$$

16. The region between the graph and the x -axis is a rectangle with a half circle of radius 1 cut out. The area of the region

$$\text{is } 2(1) - \frac{1}{2}\pi(1)^2 = \frac{4-\pi}{2}.$$

$$av(f) = \frac{1}{2} \int_{-1}^1 f(t) dt = \frac{1}{2} \left(\frac{4-\pi}{2}\right) = \frac{4-\pi}{4}.$$

17. There are equal areas above and below the x -axis.

$$av(f) = \frac{1}{2\pi} \int_0^{2\pi} f(t) dt = \frac{1}{2\pi} \cdot 0 = 0$$

18. Since $\tan \theta$ is an odd function, there are equal areas above and below the x -axis.

$$av(f) = \frac{1}{\pi/2} \int_{-\pi/4}^{\pi/4} f(\theta) d\theta = \frac{2}{\pi} \cdot 0 = 0$$

19. $\int_{\pi}^{2\pi} \sin x dx = -\cos(2\pi) + \cos(\pi) = -2$

20. $\int_0^{\pi/2} \cos x dx = \sin\left(\frac{\pi}{2}\right) - \sin(0) = 1$

21. $\int_0^{\pi/1} e^x dx = e^1 - e^0 = e - 1$

22. $\int_0^{\pi/4} \sec^2 x dx = \tan\left(\frac{\pi}{4}\right) - \tan 0 = 1$

23. $\int_1^4 2x dx = x^2 \Big|_1^4 = 4^2 - 1^2 = 15$

24. $\int_{-1}^2 3x^2 dx = x^3 \Big|_{-1}^2 = 2^3 - (-1)^3 = 9$

25. $\int_{-2}^6 5 dx = 5x \Big|_{-2}^6 = 5(6) - 5(-2) = 40$

26. $\int_3^7 8 dx = 8x \Big|_3^7 = 8(7) - 8(3) = 32$

27. $\int_{-1}^1 \frac{1}{1+x^2} dx = \tan^{-1}(1) - \tan^{-1}(-1) = \frac{\pi}{2}$

28. $\int_0^{1/2} \frac{1}{\sqrt{1-x^2}} dx = \sin^{-1}\left(\frac{1}{2}\right) - \sin^{-1}(0) = \frac{\pi}{6}$

$$29. \int_1^e \frac{1}{x} dx = \ln e - \ln 1 = 1$$

$$30. \int_1^4 -x^{-2} dx = \left. \frac{1}{x} \right|_1^4 = \frac{1}{4} - \frac{1}{1} = -\frac{3}{4}$$

$$31. \begin{aligned} av(f) &= \frac{1}{\pi - 0} \int_0^\pi \sin x dx \\ &= \frac{1}{\pi} (-\cos \pi - (-\cos 0)) = \frac{2}{\pi} \end{aligned}$$

$$32. \begin{aligned} av(f) &= \frac{1}{2e - e} \int_e^{2e} \frac{1}{x} dx = \frac{1}{e} (\ln 2e - \ln e) \\ &= \frac{\ln 2}{e} \end{aligned}$$

$$33. \begin{aligned} av(f) &= \frac{1}{\frac{\pi}{4} - 0} \int_0^{\frac{\pi}{4}} \sec^2 x dx = \tan\left(\frac{\pi}{4}\right) - \tan(0) \\ &= \frac{4}{\pi} \end{aligned}$$

$$34. \begin{aligned} av(f) &= \frac{1}{1 - 0} \int_0^1 \frac{1}{1+x^2} dx = \tan^{-1}(1) - \tan^{-1}(0) \\ &= \frac{\pi}{4} \end{aligned}$$

$$35. \begin{aligned} av(f) &= \frac{1}{2 - (-1)} \int_{-1}^2 3x^2 + 2x dx = \frac{1}{3} (x^3 + x^2) \Big|_{-1}^2 \\ &= 4 \end{aligned}$$

$$36. \begin{aligned} av(f) &= \frac{1}{\frac{\pi}{3} - 0} \int_0^{\frac{\pi}{3}} \sec x \tan x dx = \frac{3}{\pi} \left(\sec\left(\frac{\pi}{3}\right) - \sec 0 \right) \\ &= \frac{3}{\pi} \end{aligned}$$

$$37. \min f = \frac{1}{2} \text{ and } \max f = 1$$

$$\frac{1}{2} \leq \int_0^1 \frac{1}{1+x^4} dx \leq 1$$

$$38. f(0.5) = \frac{16}{17}$$

$$\left(\frac{1}{2}\right)\left(\frac{16}{17}\right) \leq \int_0^{0.5} \frac{1}{1+x^4} dx \leq \left(\frac{1}{2}\right)(1)$$

$$\frac{8}{17} \leq \int_0^{0.5} \frac{1}{1+x^4} dx \leq \frac{1}{2}$$

$$\left(\frac{1}{2}\right)\left(\frac{1}{2}\right) \leq \int_{0.5}^1 \frac{1}{1+x^4} dx \leq \left(\frac{1}{2}\right)\left(\frac{16}{17}\right)$$

$$\frac{1}{4} \leq \int_{0.5}^1 \frac{1}{1+x^4} dx \leq \frac{8}{17}$$

$$\frac{8}{17} + \frac{1}{4} \leq \int_0^1 \frac{1}{1+x^4} dx \leq \frac{1}{2} + \frac{8}{17}$$

$$\frac{49}{68} \leq \int_0^1 \frac{1}{1+x^4} dx \leq \frac{33}{34}$$

$$39. \text{ Yes, } \int_a^b av(f) dx = \int_a^b f(x) dx.$$

This is because $av(f)$ is a constant, so

$$\begin{aligned} \int_a^b av(f) dx &= [av(f) \cdot x]_a^b \\ &= av(f) \cdot b - av(f) \cdot a \\ &= (b-a)av(f) \\ &= (b-a) \left[\frac{1}{b-a} \int_a^b f(x) dx \right] \\ &= \int_a^b f(x) dx \end{aligned}$$

$$40. (a) 300 \text{ mi}$$

$$(b) \frac{150 \text{ mi}}{30 \text{ mph}} + \frac{150 \text{ mi}}{50 \text{ mph}} = 8 \text{ h}$$

$$(c) \frac{300 \text{ mi}}{8 \text{ h}} = 37.5 \text{ mph}$$

(d) The average speed is the total distance divided by the total time. Algebraically, $\frac{d_1 + d_2}{t_1 + t_2}$. The driver computed

$$\frac{1}{2} \left(\frac{d_1}{t_1} + \frac{d_2}{t_2} \right). \text{ The two expressions are not equal.}$$

$$41. \text{ Time for first release} = \frac{1000 \text{ m}^3}{10 \text{ m}^3/\text{min}} = 100 \text{ min}$$

$$\text{Time for second release} = \frac{100 \text{ m}^3}{20 \text{ m}^3/\text{min}} = 50 \text{ min}$$

$$\text{Average rate} = \frac{\text{total released}}{\text{total time}} = \frac{2000 \text{ m}^3}{150 \text{ min}} = 13\frac{1}{3} \text{ m}^3/\text{min}$$

$$42. \int_0^1 \sin x dx \leq \int_0^1 x dx = \left[\frac{1}{2} x^2 \right]_0^1 = \frac{1}{2}$$

$$43. \int_0^1 \sec x dx \geq \int_0^1 \left(1 + \frac{x^2}{2} \right) dx = \left[x + \frac{x^3}{6} \right]_0^1 = \frac{7}{6}$$

44. Let $L(x) = cx + d$. Then the average value of f on $[a, b]$ is

$$\begin{aligned} av(f) &= \frac{1}{b-a} \int_a^b (cx + d) dx \\ &= \frac{1}{b-a} \left[\left(\frac{cb^2}{2} + db \right) - \left(\frac{ca^2}{2} + da \right) \right] \\ &= \frac{1}{b-a} \left[\frac{c(b^2 - a^2)}{2} + d(b-a) \right] \\ &= \frac{c(b+a) + 2d}{2} \\ &= \frac{(ca+d) + (cb+d)}{2} \\ &= \frac{L(a) + L(b)}{2} \end{aligned}$$

45. False. For example, $\sin 0 = \sin \pi = 0$, but the average value of $\sin x$ on $[0, \pi]$ is greater than 0.

46. False. For example, $\int_{-3}^3 2x dx = 0$ but $2(-3) \neq 2(3)$

47. A. There is no rule for the multiplication of functions.

48. D. There is no rule for the negation of the bounds.

$$49. B. \text{av}(f) = \frac{1}{5-1} \int_1^5 \cos x dx = \frac{1}{4}(\sin 5 - \sin 1) \\ = -0.450.$$

$$50. C. 10 = \frac{1}{b-a} \int_a^b F(x) dx \\ 10(b-a) = \int_a^b f(x) dx$$


$$51. (a) \text{Area} = \frac{1}{2}bh$$

$$(b) \frac{h}{2b}x^2 + C$$

$$(c) \int_0^b y(x) dx = \left[\frac{h}{2b}x^2 \right]_0^b = \frac{hb^2}{2b} = \frac{1}{2}bh$$

$$52. \text{av}(x^k) = \frac{1}{k} \int_0^k x^k dx = \frac{1}{k} \left[\frac{1}{k+1} x^{k+1} \right]_0^k = \frac{k^{k+1}}{k(k+1)}$$

Graph $y_1 = \frac{x^{x+1}}{x(x+1)}$ and $y_2 = x$ on a graphing calculator and find the point of intersection for $x > 1$.



[1, 3] by [0, 3]

Thus, $k \approx 2.39838$

53. An antiderivative of $F'(x)$ is $F(x)$ and an antiderivative of $G'(x)$ is $G(x)$.

$$\int_a^b F(x) dx = F(b) - F(a)$$

$$\int_a^b G'(x) dx = G(b) - G(a)$$

Since $F'(x) = G'(x)$, $\int_a^b F'(x) dx = \int_a^b G'(x) dx$, so

$$F(b) - F(a) = G(b) - G(a).$$

Quick Quiz Sections 5.1–5.3

$$1. D. \int_a^b (F(x) + 3) dx = a + 2b + \int_a^b 3 dx \\ a + 2b + 3b - 3a = 5b - 2a$$

2. B.

$$3. C. \int_2^2 x^2 dx = \frac{x^3}{3} \Big|_2^2 = \frac{2^3}{3} - \frac{2^3}{3} = 0.$$

$$4. (a) f''(x) = 6x + 12$$

$$\int f''(x) dx = 3x^2 + 12x + c$$

$$y = 4x - 5$$

$$m = f' = 4$$

$$3(0)^2 + 12(0) + c = 4$$

$$c = 4$$

$$\int f'(x) dx = \int (3x^2 + 12x + 4) dx$$

$$f(x) = x^3 + 6x^2 + 4x + c$$

$$f(0) = (0)^3 + 6(0)^2 + 4(0) + c = -5$$

$$c = -5$$

$$f(x) = x^3 + 6x^2 + 4x - 5$$

$$(b) \text{av}(f) = \frac{1}{1-(-1)} \int_{-1}^1 (x^3 + 6x^2 + 4x - 5) dx$$

$$\frac{1}{2} \left(\frac{x^4}{4} + 2x^3 + 2x^2 - 5x \right) \Big|_{-1}^1 = -3$$


Section 5.4 Fundamental Theorem of Calculus (pp. 294–305)

Exploration 1 Graphing NINT f

2. The function $y = \tan x$ has vertical asymptotes at all odd multiples of $\frac{\pi}{2}$. There are six of these between -10 and 10 .

3. In attempting to find $F(-10) = \int_3^{-10} \tan(t) dt + 5$, the calculator must find a limit of Riemann sums for the integral, using values of $\tan t$ for t between -10 and 3 . The large positive and negative values of $\tan t$ found near the asymptotes cause the sums to fluctuate erratically so that no limit is approached. (We will see in Section 8.3 that the “areas” near the asymptotes are infinite, although NINT is not designed to determine this.)

4. $y = \tan x$



[1.6, 4.7] by [-2, 2]


5. The domain of this continuous function is the open interval

$$\left(\frac{\pi}{2}, \frac{3\pi}{2} \right).$$

6. The domain of F is the same as the domain of the continuous function in step 4, namely $\left(\frac{\pi}{2}, \frac{3\pi}{2} \right)$.

7. We need to choose a closed window narrower than

$$\left(\frac{\pi}{2}, \frac{3\pi}{2}\right) \text{ to avoid the asymptotes.}$$



[1.6, 4.7] by [0, 16]

8. The graph of F looks the graph in step 7. It would be

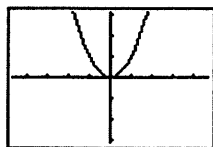
decreasing on $\left(\frac{\pi}{2}, \pi\right]$ and increasing on $\left[\pi, \frac{3\pi}{2}\right)$, with

vertical asymptotes at $x = \frac{\pi}{2}$ and $x = \frac{3\pi}{2}$.

Exploration 2 The Effect of Changing

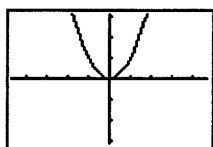
a in $\int_a^x f(t) dt$

1.



[-4.7, 4.7] by [-3.1, 3.1]

2.



[-4.7, 4.7] by [-3.1, 3.1]

3. Since $\text{NINT}(x^2, x, 0, 0) = 0$, the x -intercept is 0.

4. Since $\text{NINT}(x^2, x, 5, 5) = 0$, the x -intercept is 5.

5. Changing a has no effect on the graph of $y = \frac{d}{dx} \int_a^x f(t) dt$.

It will always be the same as the graph of $y = f(x)$.

6. Changing a shifts the graph of $y = \int_a^x f(t) dt$ vertically in

such a way that a is always the x -intercept. If we change

from a_1 to a_2 , the distance of the vertical shift is $\int_{a_2}^{a_1} f(t) dt$.

Quick Review 5.4

1. $\frac{dy}{dx} = \cos(x^2) \cdot 2x = 2x \cos(x^2)$

2. $\frac{dy}{dx} = 2(\sin x)(\cos x) = 2 \sin x \cos x$

3. $\frac{dy}{dx} = 2(\sec x)(\sec x \tan x) - 2(\tan x)(\sec^2 x)$
 $= 2 \sec^2 x \tan x - 2 \tan x \sec^2 x = 0$

4. $\frac{dy}{dx} = \frac{3}{3x} - \frac{7}{7x} = 0$

5. $\frac{dy}{dx} = 2^x \ln 2$

6. $\frac{dy}{dx} = \frac{1}{2} x^{-1/2} = \frac{1}{2\sqrt{x}}$

7. $\frac{dy}{dx} = \frac{(-\sin x)(x) - (\cos x)(1)}{x^2} = -\frac{x \sin x + \cos x}{x^2}$

8. $\frac{dy}{dt} = \cos t, \frac{dy}{dt} = -\sin t$
 $\frac{dy}{dx} = \frac{dy/dt}{dx/dt} = \frac{\cos t}{-\sin t} = -\cot t$

9. Implicitly differentiate:

$$x \frac{dy}{dx} + (1)y + 1 = 2y \frac{dy}{dx}$$

$$\frac{dy}{dx}(x - 2y) = -(y + 1)$$

$$\frac{dy}{dx} = -\frac{y + 1}{x - 2y} = \frac{y + 1}{2y - x}$$

10. $\frac{dy}{dx} = \frac{1}{dx/dy} = \frac{1}{3x}$

Section 5.4 Exercises

1. $\frac{dy}{dx} = \frac{d}{dx} \int_0^x (\sin^2 t) dt = \sin^2 x$

2. $\frac{dy}{dx} = \frac{d}{dx} \int_2^x (3t + \cos t^2) dt = 3x + \cos x^2$

3. $\frac{dy}{dx} = \frac{d}{dx} \int_0^x (t^3 - t)^5 dt = (x^3 - x)^5$

4. $\frac{dy}{dx} = \frac{d}{dx} \int_{-2}^x \sqrt{1 + e^{5t}} dt = \sqrt{1 + e^{5x}}$

5. $\frac{dy}{dx} = \frac{d}{dx} \int_0^x (\tan^3 u) dt = \tan^3 x$

6. $\frac{dy}{dx} = \frac{d}{dx} \int_4^x e^u \sec u du = e^x \sec x$

7. $\frac{dy}{dx} = \frac{d}{dx} \int_7^x \frac{1+t}{1+t^2} dt = \frac{1+x}{1+x^2}$

8. $\frac{dy}{dx} = \frac{d}{dx} \int_{-}^x \frac{2 - \sin t}{3 + \cos t} dt = \frac{2 - \sin x}{3 + \cos x}$

9. $\frac{dy}{dx} = \frac{d}{dx} \int_0^{x^2} e^t dt = e^{x^2} \frac{du}{dx} = 2x e^{x^2}$

10. $\frac{dy}{dx} = \frac{d}{dx} \int_6^{x^2} \cot 3t dt = \cot x^2 \frac{du}{dx} = 2x \cot 3x^2$

11. $\frac{dy}{dx} = \frac{d}{dx} \int_2^{5x} \frac{\sqrt{1+u^2}}{u} du = \frac{\sqrt{1+25x^2}}{x}$

$$12. \frac{dy}{dx} = \frac{d}{dx} \int \frac{-x + 1 + \sin^2 u}{1 + \cos^2 u} du = \frac{1 + \sin^2(-x)}{1 + \cos^2(-x)}$$

$$13. \frac{dy}{dx} = \frac{d}{dx} \int_x^6 \ln(1+t^2) dt = -\frac{d}{dx} \int_6^x \ln(1+t^2) dt = \ln(1+x^2)$$

$$14. \frac{dy}{dx} = \frac{d}{dx} \int_x^7 \sqrt{2t^4 + t + 1} dt = -\frac{d}{dx} \int_7^x \sqrt{2t^4 + t + 1} dt = -\sqrt{2x^4 + x + 1}$$

$$15. \frac{dy}{dx} = \frac{d}{dx} \int_{x^3}^5 \frac{\cos t}{t^2 - 2} dt = -\frac{d}{dx} \int_5^{x^3} \frac{\cos t}{t^2 - 2} dt = \frac{\cos x^3}{x^6 - 2} \frac{du}{dx} = -\frac{3x^2 \cos x^3}{x^6 + 2}$$

$$16. \frac{dy}{dx} = \frac{d}{dx} \int_{5x^2}^{25} \frac{t^2 - 2t + 9}{t^3 + 6} dt = -\frac{d}{dx} \int_{25}^{5x^2} \frac{t^2 - 2t + 9}{t^3 + 6} dt = \frac{25x^4 - 10x^2 + 9}{125x^6 + 6} \frac{du}{dx} = \frac{250x^5 - 100x^3 + 90x}{125x^6 + 6}$$

$$17. \frac{dy}{dx} = \frac{d}{dx} \int_{\sqrt{x}}^0 \sin(r^2) dr = -\frac{d}{dx} \int_0^{\sqrt{x}} \sin(r^2) dr = -\sin x \frac{du}{dx} = -\frac{\sin x}{2\sqrt{x}}$$

$$18. \frac{dy}{dx} = \frac{d}{dx} \int_{3x^2}^{10} \ln(2+p^2) dp = -\frac{d}{dx} \int_{10}^{3x^2} \ln(2+p^2) dp = -\ln(2+p^2) \frac{du}{dx} = -6x \ln(2+9x^4)$$

$$19. \frac{dy}{dx} = \frac{d}{dx} \int_x^3 \cos 2t dt = \cos 2x^3 \frac{du}{dx} + \cos 2x^2 \frac{du}{dx} = 3x^2 \cos 2x^3 + 2x \cos 2x^2$$

$$20. \frac{dy}{dx} = \frac{d}{dx} \int_{\sin x}^{\cos x} t^2 dt = \cos^2 x \frac{du}{dx} - \sin^2 x \frac{du}{dx} = -\sin x \cos^2 x - \cos x \sin^2 x$$

$$21. y = \int_5^x \sin^3 t dt$$

$$22. y = \int_8^x e^{-t} \tan t dt$$

$$23. |E_{S_{10n}}| = 10^{-4} |E_{S_n}|$$

$$24. y = \int_{-3}^x \sqrt{3 - \cos t} dt + 4$$

$$25. y = \int_7^x \cos^2 5t dt - 2$$

$$26. y = \int_0^x e^{\sqrt{t}} dt + 1$$

$$27. \int_{1/2}^3 \left(2 - \frac{1}{x}\right) dx = \left[2x - \ln|x|\right]_{1/2}^3 = (6 - \ln 3) - \left(1 - \ln \frac{1}{2}\right) = 5 - \ln 3 + \ln \frac{1}{2} = 5 - \ln 3 - \ln 2 = 5 - \ln 6 \approx 3.208$$

$$28. \int_2^{-1} 3^x dx = \left[\left(\frac{1}{\ln 3}\right) 3^x\right]_2^{-1} = \left(\frac{1}{\ln 3}\right) \left(\frac{1}{3} - 9\right) = -\frac{26}{3 \ln 3} \approx -7.889$$

$$29. \int_0^1 (x^2 + \sqrt{x}) dx = \left[\frac{1}{3}x^3 + \frac{2}{3}x^{3/2}\right]_0^1 = \left(\frac{1}{3} + \frac{2}{3}\right) - (0+0) = 1$$

$$30. \int_0^5 x^{3/2} dx = \left[\frac{2}{5}x^{5/2}\right]_0^5 = \frac{2}{5}(25\sqrt{5} - 0) = 10\sqrt{5} \approx 22.361$$

$$31. \int_1^{32} x^{-6/5} dx = \left[-5x^{-1/5}\right]_1^{32} = -5\left(\frac{1}{2} - 1\right) = \frac{5}{2}$$

$$32. \int_{-2}^{-1} \frac{2}{x^2} dx = 2 \int_{-2}^{-1} x^{-2} dx = 2 \left[-x^{-1}\right]_{-2}^{-1} = 2 \left[1 - \frac{1}{2}\right] = 1$$

$$33. \int_0^\pi \sin x dx = [-\cos x]_0^\pi = 1 - (-1) = 2$$

$$34. \int_0^\pi (1 + \cos x) dx = [x + \sin x]_0^\pi = (\pi + 0) - (0 + 0) = \pi \approx 3.142$$

$$35. \int_0^{\pi/3} 2 \sec^2 \theta d\theta = 2 [\tan \theta]_0^{\pi/3} = 2(\sqrt{3} - 0) = 2\sqrt{3} \approx 3.464$$

$$36. \int_{\pi/6}^{5\pi/6} \csc^2 \theta d\theta = [-\cot \theta]_{\pi/6}^{5\pi/6} = \sqrt{3} - (-\sqrt{3}) = 2\sqrt{3} \approx 3.464$$

$$37. \int_{\pi/4}^{3\pi/4} \csc x \cot x dx = [-\csc x]_{\pi/4}^{3\pi/4} = (-\sqrt{2}) - (-\sqrt{2}) = 0$$

$$38. \int_0^{\pi/3} 4 \sec x \tan x dx = 4 [\sec x]_0^{\pi/3} = 4(2 - 1) = 4$$

$$39. \int_{-1}^1 (r+1)^2 dr = \left[\frac{1}{3}(r+1)^3\right]_{-1}^1 = \frac{8}{3} - 0 = \frac{8}{3}$$

$$\begin{aligned}
 40. \int_0^4 \frac{1-\sqrt{u}}{\sqrt{u}} du &= \int_0^4 (u^{-1/2} - 1) du \\
 &= \left[2u^{-1/2} - u \right]_0^4 \\
 &= (4-4) - (0-0) = 0
 \end{aligned}$$

41. Graph $y = 2 - x$.

[0, 3] by [-2, 3]

$$\text{Over } [0, 2]: \int_0^2 (2-x) dx = \left[2x - \frac{1}{2}x^2 \right]_0^2 = 2$$

$$\text{Over } [2, 3]: \int_2^3 (2-x) dx = \left[2x - \frac{1}{2}x^2 \right]_2^3 = \frac{3}{2} - 2 = -\frac{1}{2}$$

$$\text{Total area} = |2| + \left| -\frac{1}{2} \right| = \frac{5}{2}$$

42. Graph $y = 3x^2 - 3$.

[-2, 2] by [-4, 10]

Over [-2, -1]:

$$\int_{-2}^{-1} (3x^2 - 3) dx = \left[x^3 - 3x \right]_{-2}^{-1} = 2 - (-2) = 4$$

Over [-1, 1]:

$$\int_{-1}^1 (3x^2 - 3) dx = \left[x^3 - 3x \right]_{-1}^1 = -2 - 2 = -4$$

$$\text{Over } [1, 2]: \int_1^2 (3x^2 - 3) dx = \left[x^3 - 3x \right]_1^2 = 2 - (-2) = 4$$

$$\text{Total area} = |4| + |-4| + |4| = 12$$

43. Graph $y = x^3 - 3x^2 - 2x$.

[0, 2] by [-1, 1]

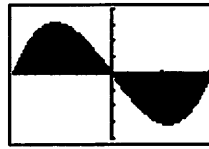
Over [0, 1]:

$$\int_0^1 (x^3 - 3x^2 + 2x) dx = \left[\frac{1}{4}x^4 - x^3 + x^2 \right]_0^1 = \frac{1}{4} - 0 = \frac{1}{4}$$

Over [1, 2]:

$$\int_1^2 (x^3 - 3x^2 + 2x) dx = \left[\frac{1}{4}x^4 - x^3 + x^2 \right]_1^2 = 0 - \frac{1}{4} = -\frac{1}{4}$$

$$\text{Total area} = \left| \frac{1}{4} \right| + \left| -\frac{1}{4} \right| = \frac{1}{2}$$

44. Graph $y = x^3 - 4x$.

[-2, 2] by [-4, 4]

Over [-2, 0]:

$$\int_{-2}^0 (x^3 - 4x) dx = \left[\frac{1}{4}x^4 - 2x^2 \right]_{-2}^0 = 0 - (-4) = 4$$

Over [0, 2]:

$$\int_0^2 (x^3 - 4x) dx = \left[\frac{1}{4}x^4 - 2x^2 \right]_0^2 = -4 - 0 = -4$$

$$\text{Total area} = |4| + |-4| = 8$$

45. First, find the area under the graph of $y = x^2$.

$$\int_0^1 x^2 dx = \left[\frac{1}{3}x^3 \right]_0^1 = \frac{1}{3}$$

Next find the area under the graph of $y = 2 - x$.

$$\int_1^2 (2-x) dx = \left[2x - \frac{1}{2}x^2 \right]_1^2 = 2 - \frac{3}{2} = \frac{1}{2}$$

$$\text{Area of the shaded region} = \frac{1}{3} + \frac{1}{2} = \frac{5}{6}$$

46. First find the area under the graph of $y = \sqrt{x}$.

$$\int_0^1 x^{1/2} dx = \left[\frac{2}{3}x^{3/2} \right]_0^1 = \frac{2}{3}$$

Next find the area under the graph of $y = x^2$.

$$\int_1^2 x^2 dx = \left[\frac{1}{3}x^3 \right]_1^2 = \frac{8}{3} - \frac{1}{3} = \frac{7}{3}$$

$$\text{Area of the shaded region} = \frac{2}{3} + \frac{7}{3} = 3$$

47. First, find the area under the graph of $y = 1 + \cos x$.

$$\int_0^\pi (1 + \cos x) dx = \left[x + \sin x \right]_0^\pi = \pi$$

The area of the rectangle is 2π .Area of the shaded region = $2\pi - \pi = \pi$.48. First, find the area of the region between $y = \sin x$ and the

$$x\text{-axis for } \left[\frac{\pi}{6}, \frac{5\pi}{6} \right].$$

$$\int_{\pi/6}^{5\pi/6} \sin x dx = \left[-\cos x \right]_{\pi/6}^{5\pi/6} = \frac{\sqrt{3}}{2} - \left(-\frac{\sqrt{3}}{2} \right) = \sqrt{3}$$

$$\text{The area of the rectangle is } \left(\sin \frac{\pi}{6} \right) \left(\frac{2\pi}{3} \right) = \frac{\pi}{3}$$

$$\text{Area of the shaded region} = \sqrt{3} - \frac{\pi}{3}$$

$$49. \text{NINT} \left(\frac{1}{3+2 \sin x}, x, 0, 10 \right) \approx 3.802$$

$$50. \text{NINT}\left(\frac{2x^4-1}{x^4-1}, x, -0.8, 0.8\right) \approx 1.427$$

$$51. \frac{1}{2} \text{NINT}\left(\sqrt{\cos x}, x, -1, 1\right) \approx 0.914$$

$$52. \sqrt{8-2x^2} \geq 0 \text{ between } x = -2 \text{ and } x = 2$$

$$\text{NINT}(\sqrt{8-2x^2}, x, -2, 2) \approx 8.886$$

53. Plot $y_1 = \text{NINT}(e^{-t^2}, t, 0, x)$, $y_2 = 0.6$ in a $[0, 1]$ by $[0, 1]$ window, then use the intersect function to find $x \approx 0.699$.

54. When $y = 0$, $x = 1$.

$$y^3 = 1 - x^3$$

$$y = \sqrt[3]{1 - x^3}$$

$$\text{NINT}(\sqrt[3]{1 - x^3}, x, 0, 1) \approx 0.883$$

$$55. \int_a^x f(t) dt + K = \int_b^x f(t) dt$$

$$K = -\int_a^x f(t) dt + \int_b^x f(t) dt$$

$$= \int_x^a f(t) dt + \int_b^x f(t) dt$$

$$= \int_b^a f(t) dt$$

$$K = \int_2^{-1} (t^2 - 3t + 1) dt$$

$$= \left[\frac{1}{3}t^3 - \frac{3}{2}t^2 + t \right]_2^{-1}$$

$$= \left[-\frac{1}{3} - \frac{3}{2} + (-1) \right] - \left[\frac{8}{3} - 6 + 2 \right] = -\frac{3}{2}$$

56. To find an antiderivative of $\sin^2 x$, recall from trigonometry

that $\cos 2x = 1 - 2\sin^2 x$, so $\sin^2 x = \frac{1}{2} - \frac{1}{2}\cos 2x$.

$$K = \int_2^0 \sin^2 t dt$$

$$= \int_2^0 \left[\frac{1}{2} - \frac{1}{2}\cos(2x) \right] dx$$

$$= \left[\frac{1}{2}x - \frac{1}{4}\sin(2x) \right]_2^0$$

$$= \left[\frac{1}{2}x - \frac{1}{2}\sin x \cos x \right]_2^0$$

$$= 0 - \left(1 - \frac{\sin 2 \cos 2}{2} \right) = \frac{\sin 2 \cos 2 - 2}{2} \approx -1.189$$

$$57. (a) H(0) = \int_0^0 f(t) dt = 0$$

$$(b) H'(x) = \frac{d}{dx} \left(\int_0^x f(t) dt \right) = f(x)$$

$$H'(x) > 0 \text{ when } f(x) > 0.$$

H is increasing on $[0, 6]$.

(c) H is concave up on the open interval where

$$H''(x) = f'(x) > 0.$$

$$f'(x) > 0 \text{ when } 9 < x \leq 12.$$

H is concave up on $(9, 12)$.

(d) $H(12) = \int_0^{12} f(t) dt > 0$ because there is more area above the x -axis than below the x -axis.

$H(12)$ is positive.

(e) $H'(x) = f(x) = 0$ at $x = 6$ and $x = 12$. Since

$H'(x) = f(x) > 0$ on $[0, 6)$, the values of H are increasing to the left of $x = 6$, and since

$H'(x) = f(x) < 0$ on $(6, 12]$, the values of H are decreasing to the right of $x = 6$. H achieves its maximum value at $x = 6$.

(f) $H(x) > 0$ on $(0, 12]$. Since $H(0) = 0$, H achieves its minimum value at $x = 0$.

58. (a) $s'(t) = f(t)$. The velocity at $t = 5$ is $f(5) = 2$ units/sec.

(b) $s''(t) = f'(t) < 0$ at $t = 5$ since the graph is decreasing, so acceleration at $t = 5$ is negative.

$$(c) s(3) = \int_0^3 f(x) dx = \frac{1}{2}(3)(3) = 4.5 \text{ units}$$

(d) s has its largest value at $t = 6$ sec since $s'(6) = f(6) = 0$ and $s''(6) = f'(6) < 0$.

(e) The acceleration is zero when $s''(t) = f'(t) = 0$. This occurs when $t = 4$ sec and $t = 7$ sec.

(f) Since $s(0) = 0$ and $s'(t) = f(t) > 0$ on $(0, 6)$, the particle moves away from the origin in the positive direction on $(0, 6)$. The particle then moves in the negative direction, towards the origin, on $(6, 9)$ since

$s'(t) = f(t) < 0$ on $(6, 9)$ and the area below the x -axis is smaller than the area above the x -axis.

(g) The particle is on the positive side since

$$s(9) = \int_0^9 f(x) dx > 0 \text{ (the area below the } x\text{-axis is smaller than the area above the } x\text{-axis).}$$

59. (a) $s'(3) = f(3) = 0$ units/sec

(b) $s''(3) = f'(3) > 0$ so acceleration is positive.

$$(c) s(3) = \int_0^3 f(x) dx = \frac{1}{2}(-6)(3) = -9 \text{ units}$$

(d) $s(6) = \int_0^6 f(x) dx = \frac{1}{2}(-6)(3) + \frac{1}{2}(6)(3) = 0$, so the particle passes through the origin at $t = 6$ sec.

(e) $s''(t) = f'(t) = 0$ at $t = 7$ sec.

(f) The particle is moving away from the origin in the negative direction on $(0, 3)$ since $s(0) = 0$ and

$s'(t) < 0$ on $(0, 3)$. The particle is moving toward the origin on $(3, 6)$ since $s'(t) > 0$ on $(3, 6)$ and $s(6) = 0$.

The particle moves away from the origin in the positive direction for $t > 6$ since $s'(t) > 0$.

59. Continued

(g) The particle is on the positive side since

$$s(9) = \int_0^9 f(x) dx > 0 \text{ (the area below the } x\text{-axis is smaller than the area above the } x\text{-axis).}$$

$$60. f(x) = \frac{d}{dx} \left(\int_1^x f(t) dt \right) = \frac{d}{dx} (x^2 - 2x + 1) = 2x - 2$$

$$61. f'(x) = \frac{d}{dx} \left(2 + \int_0^x \frac{10}{1+t} dt \right) = \frac{10}{1+x}$$

$$f'(0) = 10$$

$$f'(0) = 2 + \int_0^0 \frac{10}{1+t} dt = 2$$

$$L(x) = 2 + 10x$$

$$62. f(x) = \frac{d}{dx} \left(\int_0^x f(t) dt \right)$$

$$= \frac{d}{dx} (x \cos \pi x)$$

$$= x(-\pi \sin \pi x) + 1 \cdot \cos \pi x$$

$$= -\pi x \sin \pi x + \cos \pi x$$

$$f(4) = -4\pi \sin 4\pi + \cos 4\pi = 1$$

63. One arch of $\sin kx$ is from $x = 0$ to $x = \frac{\pi}{k}$.

$$\text{Area} = \int_0^{\pi/k} \sin kx dx = \left[-\frac{1}{k} \cos kx \right]_0^{\pi/k} = \frac{1}{k} - \left(-\frac{1}{k} \right) = \frac{2}{k}$$

$$64. \text{(a)} \int_{-3}^2 (6-x-x^2) dx = \left[6x - \frac{1}{2}x^2 - \frac{1}{3}x^3 \right]_{-3}^2$$

$$= \frac{22}{3} - \left(-\frac{27}{2} \right)$$

$$= \frac{125}{6}$$

(b) The vertex is at $x = \frac{-(-1)}{2(-1)} = -\frac{1}{2}$. (Recall that the vertexof a parabola $y = ax^2 + bx + c$ is at $x = -\frac{b}{2a}$.)

$$y\left(-\frac{1}{2}\right) = \frac{25}{4}, \text{ so the height is } \frac{25}{4}.$$

(c) The base is $2 - (-3) = 5$.

$$\frac{2}{3}(\text{base})(\text{height}) = \frac{2}{3}(5)\left(\frac{25}{4}\right) = \frac{125}{6}$$

65. True. The Fundamental Theorem of Calculus guarantees that F is differentiable on I , so it must be continuous on I .66. False. In fact, $\int_a^b e^{x^2} dx$ is a real number, so its derivative is always 0.

67. D.

68. D. See the Fundamental Theorem of Calculus.

69. E. $f(a) + f'(a)(x - \pi)$

$$f(\pi) = 0$$

$$f'(\pi) = -1$$

$$-1(x - \pi) = \pi - x$$

70. E.

71. (a) $f(t)$ is an even function so $\int_{-x}^0 \frac{\sin(t)}{t} dt = \int_0^x \frac{\sin(t)}{t} dt$.

$$\text{Si}(-x) = \int_0^{-x} \frac{\sin(t)}{t} dt$$

$$= -\int_{-x}^0 \frac{\sin(t)}{t} dt$$

$$= -\int_0^x \frac{\sin(t)}{t} dt = -\text{Si}(x)$$

(b) $\text{Si}(0) = \int_0^0 \frac{\sin t}{t} dt = 0$

(c) $\text{Si}'(x) = f(t) = 0$ when $t = \pi k$, k a nonzero integer.

(d)



[-20, 20] by [-3, 20, 203]

72. (a) $c(100) - c(1) = \int_1^{100} \left(\frac{dc}{dx} \right) dx$

$$= \int_1^{100} \frac{1}{2\sqrt{x}} dx = \left[\sqrt{x} \right]_1^{100}$$

$$= 10 - 1 = 9 \text{ or } \$9$$

(b) $c(400) - c(100) = \int_{100}^{400} \left(\frac{dc}{dx} \right) dx$

$$= \int_{100}^{400} \frac{1}{2\sqrt{x}} dx = \left[\sqrt{x} \right]_{100}^{400}$$

$$= 20 - 10 = 10 \text{ or } \$10$$

73. $\int_0^3 \left(2 - \frac{2}{(x+1)^2} \right) dx = \left[2x + 2(x+1)^{-1} \right]_0^3$

$$= \left[6 + \frac{1}{2} \right] - 2 = \frac{9}{2}$$

$$= 4.5 \text{ thousand}$$

The company should expect \$4500.

74. (a) $\frac{1}{30-0} \int_0^{30} \left(450 - \frac{x^2}{2} \right) dx = \frac{1}{30} \left[450x - \frac{x^3}{6} \right]_0^{30}$

$$= 300 \text{ drums}$$

(b) $(300 \text{ drums})(\$0.02 \text{ per drum}) = \6 75. (a) True, because $h'(x) = f(x)$ and therefore $h''(x) = f'(x)$.(b) True because h and h' are both differentiable by part (a).(c) True, because $h'(1) = f(1) = 0$.

75. Continued

(d) True, because $h'(1) = f(1) = 0$ and $h''(1) = f'(1) < 0$.(e) False, because $h''(1) = f'(1) < 0$.(f) False, because $h''(1) = f'(1) \neq 0$.(g) True, because $h'(x) = f(x)$, and f is a decreasing function that includes the point $(1, 0)$.76. Since $f(t)$ is odd, $\int_{-x}^0 f(t) dt = -\int_0^x f(t) dt$ because the areabetween the curve and the x -axis from 0 to x is the opposite of the area between the curve and the x -axis from $-x$ to 0, but it is on the opposite side of the x -axis.

$$\int_0^{-x} f(t) dt = -\int_{-x}^0 f(t) dt = -\left[-\int_0^x f(t) dt\right] = \int_0^x f(t) dt$$

Thus $\int_0^x f(t) dt$ is even.77. Since $f(t)$ is even, $\int_{-x}^0 f(t) dt = \int_0^x f(t) dt$ because the areabetween the curve and the x -axis from 0 to x is the same as the area between the curve and the x -axis from $-x$ to 0.

$$\int_0^{-x} f(t) dt = -\int_{-x}^0 f(t) dt = -\int_0^x f(t) dt$$

Thus $\int_0^x f(t) dt$ is odd.78. If f is an even continuous function, then $\int_0^x f(t) dt$ is odd,but $\frac{d}{dx} \int_0^x f(t) dt = f(x)$. Therefore, f is the derivative of theodd continuous function $\int_0^x f(t) dt$.Similarly, if f is an odd continuous function, then f is thederivative of the even continuous function $\int_0^x f(t) dt$.79. Solving NINT $\left(\frac{\sin t}{t}, t, 0, x\right) = 1$ graphically, the solution is $x \approx 1.0648397$. We now argue that there are no othersolutions, using the functions $\text{Si}(x)$ and $f(x)$ as defined inExercise 56. Since $\frac{d}{dx} \text{Si}(x) = f(x) = \frac{\sin x}{x}$, $\text{Si}(x)$ is increasing on each interval $[2k\pi, (2k+1)\pi]$ and decreasingon each interval $[(2k+1)\pi, (2k+2)\pi]$, where K is anonnegative integer. Thus, for $x > 0$, $\text{Si}(x)$ has its local minima at $x = 2k\pi$, where k is a positive integer. Furthermore, each arch of $y = f(x)$ is smaller in height than theprevious one, so $\int_{2k\pi}^{(2k+1)\pi} |f(x)| dx > \int_{(2k+1)\pi}^{(2k+2)\pi} |f(x)| dx$. Thismeans that $\text{Si}(2k+2)\pi - \text{Si}(2k\pi) = \int_{2k\pi}^{(2k+2)\pi} f(x) dx > 0$, so

each successive minimum value is greater than the previous

one. Since $f(2\pi) = \text{NINT}\left(\frac{\sin x}{x}, x, 0, 2\pi\right) \approx 1.42$ and $\text{Si}(x)$ is continuous for $x > 0$, this means $\text{Si}(x) > 1.42$ (and hence

$\text{Si}(x) \neq 1$) for $x \geq 2\pi$. Now, $\text{Si}(x) = 1$ has exactly one solution in the interval $[0, \pi]$ because $\text{Si}(x)$ is increasing on this interval and $x \approx 1.065$ is a solution. Furthermore, $\text{Si}(x) = 1$ has no solution on the interval $[\pi, 2\pi]$ because $\text{Si}(x)$ is decreasing on this interval and $\text{Si}(2\pi) \approx 1.42 > 1$. Thus, $\text{Si}(x) = 1$ has exactly one solution in the interval $[0, \infty)$. Also, there is no solution in the interval $(-\infty, 0]$ because $\text{Si}(x)$ is odd by Exercise 56 (or 62), which means that $\text{Si}(x) \leq 0$ for $x \leq 0$ (since $\text{Si}(x) \geq 0$ for $x \geq 0$).

Section 5.5 Trapezoidal Rule (pp. 306–315)**Exploration 1 Area Under a Parabolic Arc**1. Let $y = f(x) = Ax^2 + Bx + C$

Then $y_0 = f(-h) = Ah^2 - Bh + C$,

$y_1 = f(0) = A(0)^2 + B(0) + C = C$, and

$y_2 = f(h) = Ah^2 + Bh + C$.

2. $y_0 + 4y_1 + y_2 = Ah^2 - Bh + C + 4C + Ah^2 + Bh + C$
 $= 2Ah^2 + 6C$.

3. $A_p = \int_{-h}^h (Ax^2 + Bx + C) dx$

$$= \left[A \frac{x^3}{3} + B \frac{x^2}{2} + Cx \right]_{-h}^h$$

$$= A \frac{h^3}{3} + B \frac{h^2}{2} + Ch - \left(-A \frac{h^3}{3} + B \frac{h^2}{2} - Ch \right)$$

$$= 2A \frac{h^3}{3} + 2Ch$$

$$= \frac{h}{3} (2Ah^2 + 6C)$$

4. Substitute the expression in step 2 for the parenthetically enclosed expression in step 3:

$$A_p = \frac{h}{3} (2Ah^2 + 6C)$$

$$= \frac{h}{3} (y_0 + 4y_1 + y_2).$$

Quick Review 5.5

1. $y' = -\sin x$

$y'' = -\cos x$

 $y'' < 0$ on $[-1, 1]$, so the curve is concave down on $[-1, 1]$.

2. $y' = 4x^3 - 12$

$y'' = 12x^2$

 $y'' > 0$ on $[8, 17]$, so the curve is concave up on $[8, 17]$.

3. $y' = 12x^2 - 6x$

$y'' = 24x - 6$

 $y'' < 0$ on $[-8, 0]$, so the curve is concave down on $[-8, 0]$.

$$4. y' = \frac{1}{2} \cos \frac{x}{2}$$

$$y'' = -\frac{1}{4} \sin \frac{x}{2}$$

$y'' \leq 0$ on $[48\pi, 50\pi]$, so the curve is concave down on $[48\pi, 50\pi]$.

$$5. y' = 2e^{2x}$$

$$y'' = 4e^{2x}$$

$y'' > 0$ on $[-5, 5]$, so the curve is concave up on $[-5, 5]$.

$$6. y' = \frac{1}{x}$$

$$y'' = -\frac{1}{x^2}$$

$y'' < 0$ on $[100, 200]$, so the curve is concave down on $[100, 200]$.

$$7. y' = -\frac{1}{x^2}$$

$$y'' = \frac{2}{x^3}$$

$y'' > 0$ on $[3, 6]$, so the curve is concave up on $[3, 6]$.

$$8. y' = -\csc x \cot x$$

$$y'' = (-\csc x)(-\csc^2 x) + (\csc x \cot x)(\cot x)$$

$$= \csc^3 x + \csc x \cot^2 x$$

$y'' > 0$ on $[0, \pi]$, so the curve is concave up on $[0, \pi]$.

$$9. y' = -100x^9$$

$$y'' = -900x^8$$

$y'' < 0$ on $[10, 10^{10}]$, so the curve is concave down on $[10, 10^{10}]$.

$$10. y' = \cos x + \sin x$$

$$y'' = -\sin x + \cos x$$

$y'' < 0$ on $[1, 2]$, so the curve is concave down.

Section 5.5 Exercises

$$1. (a) f(x) = x, h = \frac{2-0}{4} = \frac{1}{2}$$

x	0	$\frac{1}{2}$	1	$\frac{3}{2}$	2
$f(x)$	0	$\frac{1}{2}$	1	$\frac{3}{2}$	2

$$T = \frac{1}{4} \left(0 + 2 \left(\frac{1}{2} \right) + 2(1) + 2 \left(\frac{3}{2} \right) + 2 \right) = 2$$

$$(b) f'(x) = 1, f''(x) = 0$$

The approximation is exact.

$$(c) \int_0^2 x dx = \left[\frac{1}{2} x^2 \right]_0^2 = 2$$

$$2. (a) f(x) = x^2, h = \frac{2-0}{4} = \frac{1}{2}$$

x	0	$\frac{1}{2}$	1	$\frac{3}{2}$	2
$f(x)$	0	$\frac{1}{4}$	1	$\frac{9}{4}$	4

$$T = \frac{1}{4} \left(0 + 2 \left(\frac{1}{4} \right) + 2(1) + 2 \left(\frac{9}{4} \right) + 4 \right) = 2.75$$

$$(b) f'(x) = 2x, f''(x) = 2 > 0 \text{ on } [0, 2]$$

The approximation is an overestimate.

$$(c) \int_0^2 x^2 dx = \left[\frac{1}{3} x^3 \right]_0^2 = \frac{8}{3}$$

$$3. (a) f(x) = x^3, h = \frac{2-0}{4} = \frac{1}{2}$$

x	0	$\frac{1}{2}$	1	$\frac{3}{2}$	2
$f(x)$	0	$\frac{1}{8}$	1	$\frac{27}{8}$	8

$$T = \frac{1}{4} \left(0 + 2 \left(\frac{1}{8} \right) + 2(1) + 2 \left(\frac{27}{8} \right) + 8 \right) = 4.25$$

$$(b) f'(x) = 3x^2, f''(x) = 6x > 0 \text{ on } [0, 2]$$

The approximation is an overestimate.

$$(c) \int_0^2 x^3 dx = \left[\frac{1}{4} x^4 \right]_0^2 = 4$$

$$4. (a) f(x) = \frac{1}{x}, h = \frac{2-1}{4} = \frac{1}{4}$$

x	1	$\frac{5}{4}$	$\frac{3}{2}$	$\frac{7}{4}$	2
$f(x)$	1	$\frac{4}{5}$	$\frac{2}{3}$	$\frac{4}{7}$	$\frac{1}{2}$

$$T = \frac{1}{8} \left(1 + 2 \left(\frac{4}{5} \right) + 2 \left(\frac{2}{3} \right) + 2 \left(\frac{4}{7} \right) + \frac{1}{2} \right) \approx 0.697$$

$$(b) f'(x) = -\frac{1}{x^2}, f''(x) = \frac{2}{x^3} > 0 \text{ on } [1, 2]$$

The approximation is an overestimate.

$$(c) \int_1^2 \frac{1}{x} dx = [\ln|x|]_1^2 = \ln 2 \approx 0.693$$

5. (a) $f(x) = \sqrt{x}, h = \frac{4-0}{4} = 1$

x	0	1	2	3	4
$f(x)$	0	1	$\sqrt{2}$	$\sqrt{3}$	2

$T = \frac{1}{2}(0 + 2(1) + 2\sqrt{2} + 2\sqrt{3} + 2) \approx 5.146$

(b) $f'(x) = -\frac{1}{2}x^{-1/2}, f''(x) = -\frac{1}{4}x^{-3/2} < 0$ on $[0, 4]$

The approximation is an underestimate.

(c) $\int_0^4 \sqrt{x} dx = \left[\frac{2}{3}x^{3/2} \right]_0^4 = \frac{16}{3} \approx 5.333$

6. (a) $f(x) = \sin x, h = \frac{\pi-0}{4} = \frac{\pi}{4}$

x	0	$\frac{\pi}{4}$	$\frac{\pi}{2}$	$\frac{3\pi}{4}$	π
$f(x)$	0	$\frac{\sqrt{2}}{2}$	1	$\frac{\sqrt{2}}{2}$	0

$T = \frac{\pi}{8} \left(0 + 2\left(\frac{\sqrt{2}}{2}\right) + 2(1) + 2\left(\frac{\sqrt{2}}{2}\right) + 0 \right) \approx 1.896$

(b) $f'(x) = \cos x, f''(x) = -\sin x < 0$ on $[0, \pi]$

The approximation is an underestimate.

(c) $\int_0^\pi \sin x dx = [-\cos x]_0^\pi = 2$

7. $T = \frac{h}{2}(y_0 + 2y_1 + 2y_2 + \dots + 2y_{n-1} + y_n)$

$\int_0^6 f(x) dx \approx \frac{1}{2}(12 + 2(10) + 2(9) + 2(11) + 2(13) + 2(16) + 18) = 74$

8. $T = \frac{h}{2}(y_0 + 2y_1 + 2y_2 + \dots + 2y_{n-1} + y_n)$

$\int_2^8 f(x) dx \approx \frac{1}{2}(16 + 2(19) + 2(17) + 2(14) + 2(13) + 2(16) + 20) = 97$

9. $\frac{5}{2}(6.0 + 2(8.2) + 2(9.1) + \dots + 2(12.7) + 13.0)(30)$

$= 15,990 \text{ ft}^3$

10. (a) $\frac{200}{2}(0 + 2(520) + 2(800) + 2(1000) + \dots + 2(860)$

$+ 0)(20) = 26,360,000 \text{ ft}^3$

(b) You plan to start with 26,360 fish. You intend to have $(0.75)(26,360) = 19,770$ fish to be caught. Since

$\frac{19,770}{20} = 988.5$, the town can sell at most 988 licenses.

11. Sum the trapezoids and multiply by $\frac{1}{3600}$ to change

seconds to hours

$\frac{1}{2}(2.0(0+30) + (3.2-2.0)(30+40) + (4.5-3.2)(40+50) + (5.8-4.5)(50+60) + (7.7-5.8)(60+70) + (9.5-7.7)(70+80) + (11.6-9.5)(80+90) + (14.9-11.6)(90+100) + (17.8-14.9)(100+110) + (21.7-17.8)(110+120) + (26.3-21.7)(120+130))$
 $\frac{1}{3600} \approx 0.633 \text{ mi} \approx 3340 \text{ feet.}$

12. Sum the trapezoids and multiply by $\frac{1}{3600}$ to change

seconds to hours.

$\frac{1}{3600} \left(\frac{1}{2} \right) (0 + 2(3) + 2(7) + 2(12) + 2(17) + 2(25) + 2(33) + 2(41) + 48) = 0.045 \text{ mi} \approx 238 \text{ feet.}$

13. (a) $\int_0^2 x dx = \left(\frac{1/2}{3} \right) \left(0 + 4\left(\frac{1}{2}\right) + 2(1) + 4\left(\frac{3}{2}\right) + 2 \right) = 2$

(b) $\int_0^2 x dx = \frac{x^2}{2} \Big|_0^2 = \frac{2^2}{2} + \frac{0^2}{2} = 2$

14. (a) $\int_0^2 x^2 dx = \left(\frac{1/2}{3} \right) \left(0^2 + 4\left(\frac{1}{2}\right)^2 + 2(1)^2 + 4\left(\frac{3}{2}\right)^2 + 2^2 \right) = \frac{8}{3}$

(b) $\int_0^2 x^2 dx = \frac{x^3}{3} \Big|_0^2 = \frac{2^3}{3} + \frac{0^3}{3} = \frac{8}{3}$

15. (a) $\int_0^2 x^3 dx = \left(\frac{1/2}{3} \right) \left(0^3 + 4\left(\frac{1}{2}\right)^3 + 2(1)^3 + 4\left(\frac{3}{2}\right)^3 + 2^3 \right) = 4$

(b) $\int_0^2 x^3 dx = \frac{x^4}{4} \Big|_0^2 = \frac{2^4}{4} - \frac{0^4}{4} = 4$

16. (a) $\int_1^2 \frac{1}{x} dx = \left(\frac{1/4}{3} \right) \left(\frac{1}{1} + 4\left(\frac{1}{1.25}\right) + 2\left(\frac{1}{1.5}\right) + 4\left(\frac{1}{1.75}\right) + \frac{1}{2} \right) = 0.69325$

(b) $\int_1^2 \frac{1}{x} dx = \ln x \Big|_1^2 = \ln 2 - \ln 1 \approx 0.69315$

17. (a) $\int_0^4 \sqrt{x} dx = \left(\frac{1}{3} \right) (\sqrt{0} + 4(\sqrt{1}) + 2(\sqrt{2}) + 4(\sqrt{3}) + (\sqrt{4})) = 5.2522$

(b) $\int_0^4 \sqrt{x} dx = \frac{2}{3} x^{3/2} \Big|_0^4 = \frac{2}{3} (4)^{3/2} - \frac{2}{3} (0)^{3/2} = \frac{16}{3}$

$$18. (a) \int_0^{\pi} \sin x \, dx = \left(\frac{\pi}{3} \right) \left(\sin(0) + 4 \left(\sin\left(\frac{\pi}{4}\right) \right) \right. \\ \left. + 2 \left(\sin\left(\frac{\pi}{2}\right) \right) + 4 \left(\sin\left(\frac{3\pi}{4}\right) \right) + \sin \pi \right) \approx 2.00456$$

$$(b) \int_0^{\pi} \sin x \, dx = -\cos x \Big|_0^{\pi} = -\cos \pi - (-\cos 0) = 2$$

$$19. (a) f(x) = x^3 - 2x, h = \frac{3 - (-1)}{4} = 1$$

x	-1	0	1	2	3
$f(x)$	1	0	-1	4	21

$$S = \frac{1}{3}(1 + 4(0) + 2(-1) + 4(4) + 21) = 12$$

$$(b) \int_{-1}^3 (x^3 - 2x) \, dx = \left[\frac{1}{4}x^4 - x^2 \right]_{-1}^3 \\ = \left(\frac{81}{4} - 9 \right) - \left(\frac{1}{4} - 1 \right) \\ = 12$$

$$|E_s| = 0$$

$$(c) \text{ For } f(x) = x^3 - 2x, M_{f^{(4)}} = 0 \text{ since } f^{(4)} = 0.$$

(d) Simpson's Rule for cubic polynomials will always give exact values since $f^{(4)} = 0$ for all cubic polynomials.

20. The average of the 13 discrete temperatures gives equal weight to the low values at the end.

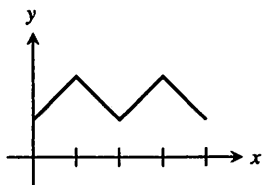
$$21. (a) \frac{1}{2}(126 + 2 \cdot 65 + 2 \cdot 66 + \dots + 2 \cdot 58 + 110) = 841$$

$$av(f) \approx \frac{1}{12} \cdot 841 \approx 70.08$$

(b) We are approximating the area under the temperature graph. By doubling the endpoints, the error in the first and last trapezoids increases.

22. Sketch a graph of 4 line segments joined at sharp corners.

One example:



$$23. S_{50} \approx 3.13791, S_{100} \approx 3.14029$$

$$24. S_{50} \approx 1.08943, S_{100} \approx 1.08943$$

$$25. S_{50} = 1.37066, S_{100} = 1.37066 \text{ using } a = 0.0001 \text{ as lower limit}$$

$$S_{50} = 1.37076, S_{100} = 1.37076 \text{ using } a = 0.000000001 \text{ as lower limit}$$

$$26. S_{50} \approx 0.82812, S_{100} \approx 0.82812$$

$$27. (a) T_{10} \approx 1.983523538$$

$$T_{100} \approx 1.999835504$$

$$T_{1000} \approx 1.999998355$$

(b)

n	$ E_T = 2 - T_n$
10	$0.016476462 = 1.6476462 \times 10^{-2}$
100	1.64496×10^{-4}
1000	1.645×10^{-6}

$$(c) |E_{T_{10n}}| \approx 10^{-2} |E_{T_n}|$$

$$(d) b - a = \pi, h^2 = \frac{\pi^2}{n^2}, M = 1$$

$$|E_{T_n}| \leq \frac{\pi}{12} \left(\frac{\pi^2}{n^2} \right) = \frac{\pi^3}{12n^2}$$

$$|E_{T_{10n}}| \leq \frac{\pi^3}{12(10n)^2} = 10^{-2} |E_{T_n}|$$

$$28. (a) S_{10} \approx 2.000109517$$

$$S_{100} \approx 2.000000011$$

$$S_{1000} \approx 2.000000000$$

(b)

n	$ E_s = 2 - S_n$
10	1.09517×10^{-4}
100	1.1×10^{-8}
1000	0

$$(c) |E_{S_{10n}}| = 10^{-4} |E_{S_n}|$$

$$(d) b - a = \pi, h^4 = \frac{\pi^4}{n^4}, M = 1$$

$$|E_{S_n}| \leq \frac{\pi}{180} \left(\frac{\pi^4}{n^4} \right) = \frac{\pi^5}{180n^4}$$

$$|E_{S_{10n}}| \leq \frac{\pi^5}{180(10n)^4} = 10^{-4} |E_{S_n}|$$

$$29. h = \frac{24 \text{ in.}}{6} = 4 \text{ in.}$$

Estimate the area to be

$$\frac{4}{3}[0 + 4(18.75) + 2(24) + 4(26) + 2(24) + 4(18.75) + 0] \\ \approx 466.67 \text{ in}^2$$

30. Note that the tank cross-section is represented by the shaded area, not the entire wing cross-section. Using Simpson's Rule, estimate the cross-section area to be

$$\frac{1}{3}[y_0 + 4y_1 + 2y_2 + 4y_3 + 2y_4 + 4y_5 + y_6] \\ = \frac{1}{3}[1.5 + 4(1.6) + 2(1.8) + 4(1.9) + 2(2.0) \\ + 4(2.1) + 2.1] = 11.2 \text{ ft}^2$$

$$\text{Length} \approx (5000 \text{ lb}) \left(\frac{1}{42 \text{ lb/ft}^3} \right) \left(\frac{1}{11.2 \text{ ft}^2} \right) \approx 10.63 \text{ ft}$$

31. False. The Trapezoidal Rule will over estimate the integral if it is concave up.

32. False. For example, the two approximations will be the same if f is constant on $[a, b]$.

33. A. $\text{LRAM} < T < \text{RRAM}$, so $\text{RRAM} < 16.4$.

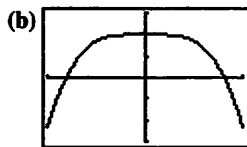
$$34. \text{ B. } \int_{-2}^4 \frac{e^x}{2} dx = \frac{1}{2} \left(2 \frac{e^{-2}}{2} + 4 \frac{e^0}{2} + 4 \frac{e^2}{2} + 2 \frac{e^4}{2} \right) \\ = e^4 + 2e^2 + 2e^0 + e^{-2}$$

$$35. \text{ C. } \int_0^\pi \sin x dx = \frac{\pi/4}{2} \left(\sin 0 + 4 \left(\sin \frac{\pi}{4} \right) \right. \\ \left. + 2 \left(\sin \frac{\pi}{2} \right) + 4 \left(\sin \frac{3\pi}{4} \right) + \sin \pi \right) \\ = \frac{\pi/4}{2} \left(0 + 4 \left(\frac{\sqrt{2}}{2} \right) + 2(1) + 4 \left(\frac{\sqrt{2}}{2} \right) + 0 \right) \\ = \frac{\pi}{4} (1 + \sqrt{2})$$

36. C.

$$37. \text{ (a) } f'(x) = 2x \cos(x^2)$$

$$f''(x) = 2x \cdot -2x \sin(x^2) + 2 \cos(x^2) \\ = -4x^2 \sin(x^2) + 2 \cos(x^2)$$



$[-1, 1]$ by $[-3, 3]$

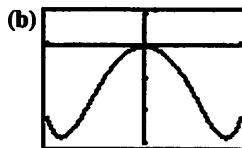
(c) The graph shows that $-3 \leq f''(x) \leq 2$ so $|f''(x)| \leq 3$ for $-1 \leq x \leq 1$.

$$(d) |E_T| \leq \frac{1-(-1)}{12} (h^2)(3) = \frac{h^2}{2}$$

$$(e) \text{ For } 0 < h \leq 0.1, |E_T| \leq \frac{h^2}{2} \leq \frac{0.1^2}{2} = 0.005 < 0.01$$

$$(f) n \geq \frac{1-(-1)}{h} \geq \frac{2}{0.1} = 20$$

$$38. \text{ (a) } f'''(x) = -4x^2 \cdot 2x \cos(x^2) - 8x \sin(x^2) - 4x \sin(x^2) \\ = -8x^3 \cos(x^2) - 12x \sin(x^2) \\ f^{(4)}(x) = -8x^3 \cdot -2x \sin(x^2) - 24x^2 \cos(x^2) \\ - 12x \cdot 2x \cos(x^2) - 12 \sin(x^2) \\ = (16x^4 - 12) \sin(x^2) - 48x^2 \cos(x^2)$$



$[-1, 1]$ by $[-30, 10]$

(c) The graph shows that $-30 \leq f^{(4)}(x) \leq 10$ so $|f^{(4)}(x)| \leq 30$ for $-1 \leq x \leq 1$.

$$(d) |E_S| \leq \frac{1-(-1)}{180} (h^4)(30) = \frac{h^4}{3}$$

$$(e) \text{ For } 0 < h \leq 0.4, |E_S| \leq \frac{h^4}{3} \leq \frac{0.4^4}{3} \approx 0.00853 < 0.01$$

$$(f) n \geq \frac{1-(-1)}{h} \geq \frac{2}{0.4} = 5$$

$$39. T_n = \frac{h}{2} [y_0 + 2y_1 + 2y_2 + \cdots + 2y_{n-1} + y_n] \\ = \frac{h[y_0 + y_1 + \cdots + y_{n-1}] + h[y_1 + y_2 + \cdots + y_n]}{2} \\ = \frac{\text{LRAM}_n + \text{RRAM}_n}{2}$$

$$40. S_{2n} = \frac{h}{3} [y_0 + 4y_1 + 2y_2 + 4y_3 + \cdots + 2y_{2n-2} \\ + 4y_{2n-1} + y_{2n}] \\ = \frac{1}{3} [h(y_0 + 2y_1 + 2y_2 + \cdots + 2y_{2n-1} + y_{2n}) \\ + (2h)(y_1 + y_3 + y_5 + \cdots + y_{2n-1})] \\ = \frac{2T_{2n} + \text{MRAM}_n}{3}, \text{ where } h = \frac{b-a}{2n}.$$

Quick Quiz Sections 5.4 and 5.5

$$1. \text{ C. } \int_1^7 f(x) dx = \frac{1}{2} ((4-1)(10+30) + (6-4)(30+40) \\ + (7-6)(40+20)) = 160$$

$$2. \text{ D. } \int \sin x^3 dx = \left(\frac{-\sin^2 x}{3} - \frac{2}{3} \right) \cos x \\ \left(\frac{-\sin^2(8)}{3} - \frac{2}{3} \right) \cos 8 - \left(\frac{-\sin^2(1)}{3} - \frac{2}{3} \right) \cos 1 = 0.632$$

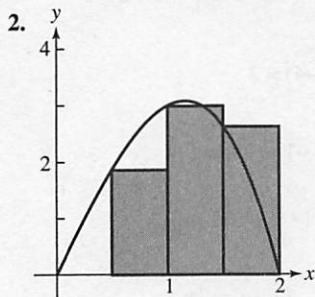
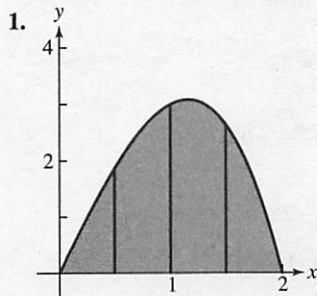
3. C. $df(x) = \frac{d}{dx} \int_{-2}^{x^2-3x} e^{t^2} dt$
 $\frac{df(x)}{dx} = (2x-3)e^{(x^2-3x)^2} = 0$
 $2x-3=0$
 $x = \frac{3}{2}$

4. (a) $\frac{2-0}{2(4)} (\sin 0 + 2 \sin(0.5^2) + 2 \sin(1.0^2) + 2 \sin(1.5^2) + 2 \sin(2^2)) = 0.744$

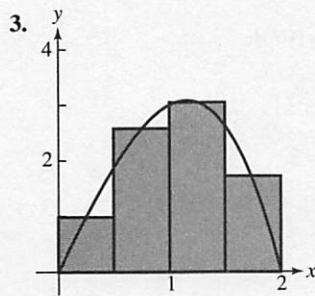
(b) F increases on $[0, \sqrt{\pi}]$ and $[\sqrt{2\pi}, 3]$ because $\sin(t^2) > 0$

(c) $f(t) = k = \frac{d}{dx} \int_0^3 \sin(t^2) dt = 3K - 0K = 3K$

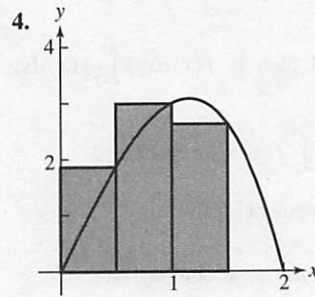
Chapter 5 Review (315–319)



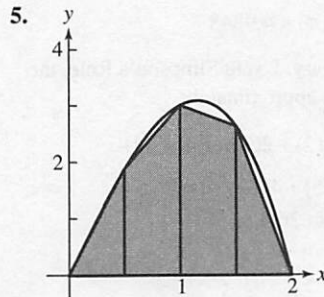
$LRAM_4 : \frac{1}{2} \left(0 + \frac{15}{8} + 3 + \frac{21}{8} \right) = \frac{15}{4} = 3.75$



$MRAM_4 : \frac{1}{2} \left(\frac{63}{64} + \frac{165}{64} + \frac{195}{64} + \frac{105}{64} \right) = 4.125$



$RRAM_4 : \frac{1}{2} \left(\frac{15}{8} + 3 + \frac{21}{8} + 0 \right) = \frac{15}{4} = 3.75$



$T_4 = \frac{1}{2} (LRAM_4 + RRAM_4) = \frac{1}{2} \left(\frac{15}{4} + \frac{15}{4} \right) = 3.75$

6. $\int_0^2 (4x - x^3) dx = \left[2x^2 - \frac{1}{4}x^4 \right]_0^2 = 8 - 4 = 4$

7.

n	$LRAM_n$	$MRAM_n$	$RRAM_n$
10	1.78204	1.60321	1.46204
20	1.69262	1.60785	1.53262
30	1.66419	1.60873	1.55752
50	1.64195	1.60918	1.57795
100	1.62557	1.60937	1.59357
1000	1.61104	1.60944	1.60784

8. $\int_1^5 \frac{1}{x} dx = [\ln|x|]_1^5 = \ln 5 - \ln 1 = \ln 5 \approx 1.60944$

9. (a) $\int_5^2 f(x) dx = -\int_2^5 f(x) dx = -3$

The statement is true.

(b) $\int_2^5 [f(x) + g(x)] dx$

$= \int_2^5 f(x) dx + \int_2^5 g(x) dx$

$= \int_{-2}^2 f(x) dx + \int_2^5 f(x) dx + \int_{-2}^5 g(x) dx$

$= 4 + 3 + 2 = 9$

The statement is true.

9. Continued

(c) If $f(x) \leq g(x)$ on $[-2, 5]$, then $\int_{-2}^5 f(x) dx \leq \int_{-2}^5 g(x) dx$,

but this is not true since

$$\int_{-2}^5 f(x) dx = \int_{-2}^2 f(x) dx + \int_2^5 f(x) dx = 4 + 3 = 7 \text{ and}$$

$$\int_{-2}^5 g(x) dx = 2. \text{ The statement is false.}$$

10. (a) Volume of one cylinder: $\pi r^2 h = \pi \sin^2(m_i) \Delta x$

$$\text{Total volume: } V = \lim_{n \rightarrow \infty} \sum_{i=1}^n \pi \sin^2(m_i) \Delta x$$

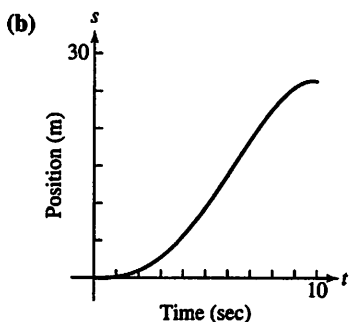
(b) Use $\pi \sin^2 x$ on $[0, \pi]$.

$$\text{NINT}(\pi \sin^2 x, x, 0, \pi) = 4.9348$$

11. (a) Approximations may vary. Using Simpson's Rule, the area under the curve is approximately

$$\frac{1}{3}[0 + 4(0.5) + 2(1) + 4(2) + 2(3.5) + 4(4.5) + 2(4.75) + 4(4.5) + 2(3.5) + 4(2) + 0] = 26.5$$

The body traveled about 26.5 m.



The curve is always increasing because the velocity is always positive, and the graph is steepest when the velocity is highest, at $t = 6$.

12. (a) $\int_0^{10} x^3 dx$

(b) $\int_0^{10} x \sin x dx$

(c) $\int_0^{10} x(3x-2)^2 dx$

(d) $\int_0^{10} \frac{1}{1+x^2} dx$

(e) $\int_0^{10} \pi(9 - \sin^2 \frac{\pi x}{10}) dx$

13. The graph is above the x -axis for $0 \leq x < 4$ and below the x -axis for $4 < x \leq 6$

$$\begin{aligned} \text{Total area} &= \int_0^4 (4-x) dx - \int_4^6 (4-x) dx \\ &= \left[4x - \frac{1}{2}x^2\right]_0^4 - \left[4x - \frac{1}{2}x^2\right]_4^6 \\ &= [8-0] - [6-8] = 10 \end{aligned}$$

14. The graph is above the x -axis for $0 \leq x < \frac{\pi}{2}$ and below the x -axis for $\frac{\pi}{2} < x \leq \pi$

$$\begin{aligned} \text{Total area} &= \int_0^{\pi/2} \cos x dx - \int_{\pi/2}^{\pi} \cos x dx \\ &= [\sin x]_0^{\pi/2} - [\sin x]_{\pi/2}^{\pi} \\ &= (1-0) - (0-1) = 2 \end{aligned}$$

15. $\int_{-2}^2 5 dx = [5x]_{-2}^2 = 10 - (-10) = 20$

16. $\int_2^5 4x dx = [2x^2]_2^5 = 50 - 8 = 42$

17. $\int_0^{\pi/4} \cos x dx = [\sin x]_0^{\pi/4} = \frac{\sqrt{2}}{2} - 0 = \frac{\sqrt{2}}{2}$

18. $\int_{-1}^1 (3x^2 - 4x + 7) dx = [x^3 - 2x^2 + 7x]_{-1}^1$
 $= 6 - (-10) = 16$

19. $\int_0^1 (8s^3 - 12s^2 + 5) ds = [2s^4 - 4s^3 + 5s]_0^1 = 3 - 0 = 3$

20. $\int_1^2 \frac{4}{x^2} dx = \left[-\frac{4}{x}\right]_1^2 = -2 - (-4) = 2$

21. $\int_1^{27} y^{-4/3} dy = [-3y^{-1/3}]_1^{27} = -1 - (-3) = 2$

22. $\int_1^4 \frac{dt}{t\sqrt{t}} = \int_1^4 t^{-3/2} dt = [-2t^{-1/2}]_1^4 = -1 - (-2) = 1$

23. $\int_0^{\pi/3} \sec^2 \theta d\theta = [\tan \theta]_0^{\pi/3} = \sqrt{3} - 0 = \sqrt{3}$

24. $\int_1^e \frac{1}{x} dx = [\ln |x|]_1^e = 1 - 0 = 1$

25. $\int_0^1 \frac{36}{(2x+1)^3} dx = \int_0^1 36(2x+1)^{-3} dx$
 $= [-9(2x+1)^{-2}]_0^1$
 $= -1 - (-9) = 8$

$$26. \int_1^2 \left(x + \frac{1}{x^2} \right) dx = \int_1^2 (x + x^{-2}) dx$$

$$= \left[\frac{1}{2}x^2 - x^{-1} \right]_1^2$$

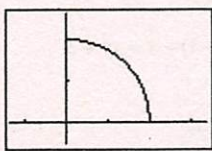
$$= \frac{3}{2} - \left(-\frac{1}{2} \right) = 2$$

$$27. \int_{-\pi/3}^0 \sec x \tan x dx = [\sec x]_{-\pi/3}^0 = 1 - 2 = -1$$

$$28. \int_{-1}^1 2x \sin(1-x^2) dx = [\cos(1-x^2)]_{-1}^1 = 1 - 1 = 0$$

$$29. \int_0^2 \frac{2}{y+1} dy = [2 \ln |y+1|]_0^2 = 2 \ln 3 - 0 = 2 \ln 3$$

30. Graph $y = \sqrt{4-x^2}$ on $[0, 2]$.

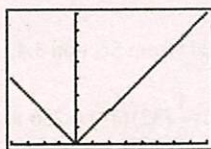


$[-1.35, 3.35]$ by $[-0.5, 2.6]$

The region under the curve is a quarter of a circle of radius 2.

$$\int_0^2 \sqrt{4-x^2} dx = \frac{1}{4} \pi (2)^2 = \pi$$

31. Graph $y = |x| dx$ on $[-4, 8]$.

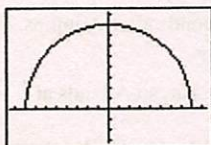


$[-4, 8]$ by $[0, 8]$

The region under the curve consists of two triangles.

$$\int_{-4}^8 |x| dx = \frac{1}{2}(4)(4) + \frac{1}{2}(8)(8) = 40$$

32. Graph $y = \sqrt{64-x^2}$ on $[-8, 8]$.



$[-9.4, 9.4]$ by $[-3.2, 9.2]$

The region under the curve $y = \sqrt{64-x^2}$ is half a circle of radius 8.

$$\int_{-8}^8 2\sqrt{64-x^2} dx = 2 \int_{-8}^8 \sqrt{64-x^2} dx = 2 \left[\frac{1}{2} \pi (8)^2 \right] = 64\pi$$

33. (a) Note that each interval is 1 day = 24 hours

Upper estimate:

$$24(0.020 + 0.021 + 0.023 + 0.025 + 0.028 + 0.031 + 0.035) = 4.392 \text{ L}$$

Lower estimate:

$$24(0.019 + 0.020 + 0.021 + 0.023 + 0.025 + 0.028 + 0.031) = 4.008 \text{ L}$$

$$(b) \frac{24}{2} [0.019 + 2(0.020) + 2(0.021) + \dots + 2(0.031) + 0.035] = 4.2 \text{ L}$$

34. (a) Upper estimate:

$$3(5.30 + 5.25 + 5.04 + \dots + 1.11) = 103.05 \text{ ft}$$

Lower estimate:

$$3(5.25 + 5.04 + 4.71 + \dots + 0) = 87.15 \text{ ft}$$

$$(b) \frac{3}{2} [5.30 + 2(5.25) + 2(5.04) + \dots + 2(1.11) + 0] = 95.1 \text{ ft}$$

35. One possible answer:

The dx is important because it corresponds to the actual physical quantity Δx in a Riemann sum. Without the Δx , our integral approximations would be way off.

$$36. \int_{-4}^4 f(x) dx = \int_{-4}^0 f(x) dx + \int_0^4 f(x) dx$$

$$= \int_{-4}^0 (x-2) dx + \int_0^4 x^2 dx$$

$$= \left[\frac{1}{2}x^2 - 2x \right]_{-4}^0 + \left[\frac{1}{3}x^3 \right]_0^4$$

$$= [0 - 16] + \left[\frac{64}{3} - 0 \right] = \frac{16}{3}$$

37. Let $f(x) = \sqrt{1 + \sin^2 x}$

$$\max f = \sqrt{2} \text{ since } \max \sin^2 x = 1$$

$$\min f = 1 \text{ since } \min \sin^2 x = 0$$

$$(\min f)(1-0) \leq \int_0^1 \sqrt{1 + \sin^2 x} dx \leq (\max f)(1-0)$$

$$0 < 1 \leq \int_0^1 \sqrt{1 + \sin^2 x} dx \leq \sqrt{2}$$

$$38. (a) av(y) = \frac{1}{4-0} \int_0^4 \sqrt{x} dx = \frac{1}{4} \left[\frac{2}{3} x^{3/2} \right]_0^4 = \frac{1}{4} \left(\frac{16}{3} - 0 \right) = \frac{4}{3}$$

$$(b) av(y) = \frac{1}{a-0} \int_0^a a\sqrt{x} dx = \frac{1}{a} \left[\frac{2}{3} ax^{3/2} \right]_0^a = \frac{2}{3} a^{3/2}$$

$$39. \frac{dy}{dx} = \sqrt{2 + \cos^3 x}$$

$$40. \frac{dy}{dx} = \sqrt{2 + \cos^3(7x^2)} \cdot \frac{d}{dx}(7x^2) = 14x\sqrt{2 + \cos^3(7x^2)}$$

$$41. \frac{dy}{dx} = \frac{d}{dx} \left(-\int_1^x \frac{6}{3+t^4} dt \right) = -\frac{6}{3+x^4}$$

$$42. \frac{dy}{dx} = \frac{d}{dx} \left(\int_0^{2x} \frac{1}{t^2+1} dt - \int_0^x \frac{1}{t^2+1} dt \right)$$

$$= \frac{1}{(2x)^2+1} \cdot 2 - \frac{1}{x^2+1}$$

$$= \frac{2}{4x^2+1} - \frac{1}{x^2+1}$$

$$43. c(x) = \int_{25}^x \frac{2}{\sqrt{t}} dt + 50$$

$$= \left[4t^{1/2} \right]_{25}^x + 50$$

$$= 4\sqrt{x} - 20 + 50$$

$$= 4\sqrt{x} + 30$$

$$c(2500) = 4\sqrt{2500} + 30 = 230$$

The total cost for printing 2500 newsletters is \$230.

$$44. av(I) = \frac{1}{14} \int_0^{14} (600 + 600t) dt$$

$$= \frac{1}{14} [600t + 300t^2]_0^{14} = 4800$$

Rich's average daily inventory is 4800 cases.

$$c(t) = 0.04I(t) = 24 + 24t$$

$$av(c) = \frac{1}{14} \int_0^{14} (24 + 24t) dt = \frac{1}{14} [24t + 12t^2]_0^{14} = 192$$

Rich's average daily holding cost is \$192.

We could also say $(0.04)(4800) = 192$.

$$45. \int_0^x (t^3 - 2t + 3) dt = \left[\frac{1}{4}t^4 - t^2 + 3t \right]_0^x$$

$$= \frac{1}{4}x^4 - x^2 + 3x$$

$$\frac{1}{4}x^4 - x^2 + 3x = 4$$

$$\frac{1}{4}x^4 - x^2 + 3x - 4 = 0$$

$$x^4 - 4x^2 + 12x - 16 = 0$$

Using a graphing calculator, $x \approx -3.09131$ or $x \approx 1.63052$.

46. (a) True, because $g'(x) = f(x)$.

(b) True, because g is differentiable.

(c) True, because $g'(1) = f(1) = 0$.

(d) False, because $g''(1) = f'(1) > 0$.

(e) True, because $g'(1) = f(1) = 0$ and $g''(1) = f'(1) > 0$.

(f) False, because $g''(1) = f'(1) \neq 0$.

(g) True, because $g'(x) = f(x)$, and f is an increasing function which includes the point $(1, 0)$.

$$47. \int_0^1 \sqrt{1+x^4} dx = F(1) - F(0)$$

$$48. y(x) = \int_5^x \frac{\sin t}{t} dt + 3$$

$$49. y' = 2x + \frac{1}{x}$$

$$y'' = 2 - \frac{1}{x^2}$$

Thus, it satisfies condition i.

$$y(1) = 1 + \int_1^1 \frac{1}{t} dt + 1 = 1 + 0 + 1 = 2$$

$$y'(1) = 2 + \frac{1}{1} = 2 + 1 = 3$$

Thus, it satisfies condition ii.

50. Graph (b).

$$y = \int_1^x 2t dt + 4 = \left[t^2 \right]_1^x + 4 = (x^2 - 1) + 4 = x^2 + 3$$

51. (a) Each interval is $5 \text{ min} = \frac{1}{12} \text{ h}$.

$$\frac{1}{24} [2.5 + 2(2.4) + 2(2.3) + \cdots + 2(2.4) + 2.3]$$

$$= \frac{29}{12} \approx 2.42 \text{ gal}$$

$$(b) (60 \text{ mi/h}) \left(\frac{12}{29} \text{ h/gal} \right) \approx 24.83 \text{ mi/gal}$$

52. (a) Using the freefall equation $s = \frac{1}{2}gt^2$ from Section 3.4,

the distance A falls in 4 seconds is $\frac{1}{2}(32)(4^2) = 256 \text{ ft}$.

When her parachute opens, her altitude is $6400 - 256 = 6144 \text{ ft}$.

(b) The distance B falls in 13 seconds is

$\frac{1}{2}(32)(13^2) = 2704 \text{ ft}$. When her parachute opens, her

altitude is $7000 - 2704 = 4296 \text{ ft}$.

(c) Let t represent the number of seconds after A jumps. For $t \geq 4 \text{ sec}$, A's position is given by

$$S_A(t) = 6144 - 16(t-4) = 6208 - 16t, \text{ so A lands at}$$

$$t = \frac{6208}{16} = 388 \text{ sec. For } t \geq 45 + 13 = 58 \text{ sec, B's position}$$

is given by $S_B(t) = 4296 - 16(t-58) = 5224 - 16t$, so B

lands at $t = \frac{5224}{16} = 326.5 \text{ sec}$. B lands first.

53. (a) Area of the trapezoid = $\frac{1}{2}(2h)(y_1 + y_3) = h(y_1 + y_3)$

Area of the rectangle = $(2h)y_2 = 2hy_2$

$h(y_1 + y_3) + 2(2hy_2) = h(y_1 + 4y_2 + y_3)$

(b) Let $h = \frac{b-a}{2n}$.

$$S_{2n} = \frac{h}{3}[y_0 + 4y_1 + 2y_2 + 4y_3 + 2y_4 + \cdots + 2y_{2n-2} + 4y_{2n-1} + y_{2n}]$$

$$= \frac{1}{3}[h(y_0 + 4y_1 + y_2) + h(y_2 + 4y_3 + y_4) + \cdots + h(y_{2n-2} + 4y_{2n-1} + y_{2n})]$$

Since each expression of the form

$h(y_{2i-2} + 4y_{2i-1} + y_{2i})$ is equal to twice the area of the i th of n rectangles plus the area of the i th of n

trapezoids, $S_{2n} = \frac{2 \cdot \text{MRAM}_n + T_n}{3}$.

54. (a) $g(1) = \int_1^1 f(t) dt = 0$

(b) $g(3) = \int_1^3 f(t) dt = -\frac{1}{2}(2)(1) = -1$

(c) $g(-1) = \int_1^{-1} f(t) dt = -\int_{-1}^1 f(t) dt = -\frac{1}{4}\pi(2)^2 = -\pi$

(d) $g'(x) = f(x)$; Since $f(x) > 0$ for $-3 < x < 1$ and $f(x) < 0$ for $1 < x < 3$, $g(x)$ has a relative maximum at $x = 1$.

(e) $g'(-1) = f(-1) = 2$

The equation of the tangent line is $y - (-\pi) = 2(x + 1)$ or $y = 2x + 2 - \pi$

(f) $g''(x) = f'(x)$, $f'(x) = 0$ at $x = -1$ and $f'(x)$ is not defined at $x = 2$. The inflection points are at $x = -1$ and $x = 2$. Note that $g''(x) = f'(x)$ is undefined at $x = 1$ as well, but since $g''(x) = f'(x)$ is negative on both sides of $x = 1$, $x = 1$ is not an inflection point.

(g) Note that the absolute maximum is $g(1) = 0$ and the absolute minimum is

$$g(-3) = \int_1^{-3} f(t) dt = -\int_{-3}^1 f(t) dt = -\frac{1}{2}\pi(2)^2 = -2\pi.$$

The range of g is $[-2\pi, 0]$.

55. (a) $\text{NINT}(e^{-x^2/2}, x, -10, 10) \approx 2.506628275$

$\text{NINT}(e^{-x^2/2}, x, -20, 20) \approx 2.506628275$

(b) The area is $\sqrt{2\pi}$.

56. First estimate the surface area of the swamp.

$$\frac{20}{2}[146 + 2(122) + 2(76) + 2(54) + 2(40) + 2(30)$$

$$+ 13] = 8030 \text{ ft}^2$$

$$(5 \text{ ft})(8030 \text{ ft}^2) \cdot \frac{1 \text{ yd}^3}{27 \text{ ft}^3} \approx 1500 \text{ yd}^3$$

57. (a) $V^2 = (v_{\max})^2 \sin^2(120\pi t)$

Using NINT:

$$av(V^2) = \frac{1}{1} \int_0^1 (V_{\max})^2 \sin^2(120\pi t) dt$$

$$= (V_{\max})^2 \int_0^1 \sin^2(120\pi t) dt = (V_{\max})^2 \frac{1}{2} = \frac{(V_{\max})^2}{2}$$

$$V_{\text{rms}} = \sqrt{\frac{(V_{\max})^2}{2}} = \frac{V_{\max}}{\sqrt{2}}$$

(b) $V_{\max} = 240\sqrt{2} \approx 339.41$ volts

58. (a) $\int_0^{24} R(t) dt \approx \left(\frac{4}{2}\right)(9.6 + 2(10.3 + 10.9 + 11.1$

$$+ 10.9 + 10.5) + 9.6) \approx 253.2,$$

which is the total number of gallons of water that flowed through the pipe during the 24 hour period.

(b) Yes, because $R(0) = R(24)$, the Mean Value Theorem guarantees that there is a number c between 0 and 24 such that $R'(c) = 0$.

(c) $Q(t) = 0.01(950 + 25(4) - (4)^2) = 10.58$ gal/hr

59. $f'(1) = a(1)^2 + b(1) = -6$

$$f''(x) = 2ax + b$$

$$f''(1) = 2a(1) + b = 6$$

$$2a + b = 6$$

$$-(a + b = -6)$$

$$a = 12$$

$$b = -18$$

$$f'(x) = 12x^2 - 18x$$

$$f(x) = 4x^3 - 9x^2 + c$$

$$\int_1^2 f(x) dx = \int_1^2 (4x^3 - 9x^2 + c) dx = 14$$

$$(x^4 - 3x^3 + cx) \Big|_1^2 = 14$$

$$c = 20$$

$$f(x) = 4x^3 - 9x^2 + 20$$

60. (a) $g(4) = \frac{1}{2}(1(3+1) + 2(1+(-1))) = 2$

$$g(-2) = \frac{1}{2}(-3(3+0)) = -\frac{9}{2}$$

(b) $g(2) = f(2) = 1$

(c) The minimum value is $g(-2) = -\frac{9}{2}$

(d) g has a point of inflection at $x = 1$. It is the only place where the slope goes from positive to negative.

Chapter 6

Differential Equations and Mathematical Modeling

Section 6.1 Slope Fields and Euler's Method (pp. 321–330)

Exploration 1 Seeing the Slopes

1. Since $\frac{dy}{dx} = 0$ represents a line with a slope of 0, we should expect to see intervals with no change in y . We see this at odd multiples of $\pi/2$.
2. Since y is the dependent variable, t will have no effect on the value of $\frac{dy}{dx} = \cos x$.
3. The graph of $\frac{dy}{dx}$ will look the same at all values of y .
4. When $x = 0$, $\frac{dy}{dx} = \cos x = 1$. This can be seen on the graph near the origin. At that point, the change in y and change in x are the same.
5. When $x = \pi$, $\frac{dy}{dx} = \cos x = -1$. This can be seen in the graph at $x = \pi$. At this point, the change in y is negative of the change in x .
6. This is true because each point on the graph has a negative of itself.

Quick Review 6.1

1. Yes. $\frac{d}{dx} e^x = e^x$
2. Yes. $\frac{d}{dx} e^{4x} = 4e^{4x}$
3. No. $\frac{d}{dx} (x^2 e^x) = 2xe^x + x^2 e^x$
4. Yes. $\frac{d}{dx} e^{x^2} = 2xe^{x^2}$
5. No. $\frac{d}{dx} (e^{x^2} + 5) = 2xe^{x^2}$
6. Yes. $\frac{d}{dx} \sqrt{2x} = \frac{1}{2\sqrt{2x}} (2) = \frac{1}{\sqrt{2x}}$
7. Yes. $\frac{d}{dx} \sec x = \sec x \tan x$
8. No. $\frac{d}{dx} x^{-1} = -x^{-2}$
9. $y = 3x^2 + 4x + C$
 $2 = 3(1)^2 + 4(1) + C$
 $C = -5$
10. $y = 2 \sin x - 3 \cos x + C$
 $4 = 2 \sin(0) - 3 \cos(0) + C$
 $C = -7$

$$11. y = e^{2x} + \sec x + C$$

$$5 = e^{2(0)} + \sec(0) + C$$

$$C = 3$$

$$12. y = \tan^{-1} x + \ln(2x-1) + C$$

$$\pi = \tan^{-1}(1) + \ln(2(1)-1) + C$$

$$C = \frac{3\pi}{4}$$

Section 6.1 Exercises

1. $\int dy = \int (5x^4 - \sec^2 x) dx$
 $y = x^5 - \tan x + C$
2. $\int dy = \int (\sec x \tan x - e^x) dx$
 $y = \sec x - e^x + C$
3. $\int dy = \int (\sin x - e^{-x} + 8x^3) dx$
 $y = -\cos x + e^{-x} + 2x^4 + C$
4. $\int dy = \int \left(\frac{1}{x} - \frac{1}{x^2} \right) dx = \ln x + \frac{1}{x} + C$
5. $\int dy = \int \left(5^x \ln 5 + \frac{1}{x^2 + 1} \right) dx = 5^x + \tan^{-1} x + C$
6. $\int dy = \int \left(\frac{1}{\sqrt{1-x^2}} - \frac{1}{\sqrt{x}} \right) dx = \sin^{-1} x - 2\sqrt{x} + C$
7. $\int dy = \int (3t \cos(t^3)) dt = \sin(t^3) + C$
8. $\int dy = \int \cos t e^{\sin t} dt$
 $= e^{\sin t} + C$
9. $\int dy = \int (\sec^2(x^5)(5x^4)) dx$
 $= \tan x^5 + C$
10. $\int dy = \int 4(\sin u)^3 \cos u du$
 $= (\sin u)^4 + C$
11. $\int dy = \int 3 \sin x dx = -3 \cos x + C$
 $2 = -3 \cos(0) + C, \quad C = 5$
 $y = -3 \cos x + 5$
12. $\int dy = \int 2e^x - \cos x dx = 2e^x - \sin x + C$
 $3 = 2e^0 - \sin(0) + C, \quad C = 1$
 $y = 2e^x - \sin x + 1$
13. $\int du = \int (7x^6 - 3x^2 + 5) dx = x^7 - x^3 + 5x + C$
 $1 = 1^7 - 1^3 + 5 + C, \quad C = -4$
 $u = x^7 - x^3 + 5x - 4$