

53. (a) Area of the trapezoid = $\frac{1}{2}(2h)(y_1 + y_3) = h(y_1 + y_3)$

Area of the rectangle = $(2h)y_2 = 2hy_2$

$h(y_1 + y_3) + 2(2hy_2) = h(y_1 + 4y_2 + y_3)$

(b) Let $h = \frac{b-a}{2n}$.

$$S_{2n} = \frac{h}{3}[y_0 + 4y_1 + 2y_2 + 4y_3 + 2y_4 + \cdots + 2y_{2n-2} + 4y_{2n-1} + y_{2n}]$$

$$= \frac{1}{3}[h(y_0 + 4y_1 + y_2) + h(y_2 + 4y_3 + y_4) + \cdots + h(y_{2n-2} + 4y_{2n-1} + y_{2n})]$$

Since each expression of the form

$h(y_{2i-2} + 4y_{2i-1} + y_{2i})$ is equal to twice the area of the i th of n rectangles plus the area of the i th of n

trapezoids, $S_{2n} = \frac{2 \cdot \text{MRAM}_n + T_n}{3}$.

54. (a) $g(1) = \int_1^1 f(t) dt = 0$

(b) $g(3) = \int_1^3 f(t) dt = -\frac{1}{2}(2)(1) = -1$

(c) $g(-1) = \int_1^{-1} f(t) dt = -\int_{-1}^1 f(t) dt = -\frac{1}{4}\pi(2)^2 = -\pi$

(d) $g'(x) = f(x)$; Since $f(x) > 0$ for $-3 < x < 1$ and $f(x) < 0$ for $1 < x < 3$, $g(x)$ has a relative maximum at $x = 1$.

(e) $g'(-1) = f(-1) = 2$

The equation of the tangent line is $y - (-\pi) = 2(x + 1)$ or $y = 2x + 2 - \pi$

(f) $g''(x) = f'(x)$, $f'(x) = 0$ at $x = -1$ and $f'(x)$ is not defined at $x = 2$. The inflection points are at $x = -1$ and $x = 2$. Note that $g''(x) = f'(x)$ is undefined at $x = 1$ as well, but since $g''(x) = f'(x)$ is negative on both sides of $x = 1$, $x = 1$ is not an inflection point.

(g) Note that the absolute maximum is $g(1) = 0$ and the absolute minimum is

$$g(-3) = \int_1^{-3} f(t) dt = -\int_{-3}^1 f(t) dt = -\frac{1}{2}\pi(2)^2 = -2\pi.$$

The range of g is $[-2\pi, 0]$.

55. (a) NINT($e^{-x^2/2}$, x , -10, 10) \approx 2.506628275

NINT($e^{-x^2/2}$, x , -20, 20) \approx 2.506628275

(b) The area is $\sqrt{2\pi}$.

56. First estimate the surface area of the swamp.

$$\frac{20}{2}[146 + 2(122) + 2(76) + 2(54) + 2(40) + 2(30)$$

$$+ 13] = 8030 \text{ ft}^2$$

$$(5 \text{ ft})(8030 \text{ ft}^2) \cdot \frac{1 \text{ yd}^3}{27 \text{ ft}^3} \approx 1500 \text{ yd}^3$$

57. (a) $V^2 = (v_{\max})^2 \sin^2(120\pi t)$

Using NINT:

$$av(V^2) = \frac{1}{1} \int_0^1 (V_{\max})^2 \sin^2(120\pi t) dt$$

$$= (V_{\max})^2 \int_0^1 \sin^2(120\pi t) dt = (V_{\max})^2 \frac{1}{2} = \frac{(V_{\max})^2}{2}$$

$$V_{\text{rms}} = \sqrt{\frac{(V_{\max})^2}{2}} = \frac{V_{\max}}{\sqrt{2}}$$

(b) $V_{\max} = 240\sqrt{2} \approx 339.41$ volts

58. (a) $\int_0^{24} R(t) dt \approx \left(\frac{4}{2}\right)(9.6 + 2(10.3 + 10.9 + 11.1 + 10.9 + 10.5) + 9.6) \approx 253.2$,

which is the total number of gallons of water that flowed through the pipe during the 24 hour period.

(b) Yes, because $R(0) = R(24)$, the Mean Value Theorem guarantees that there is a number c between 0 and 24 such that $R'(c) = 0$.

(c) $Q(t) = 0.01(950 + 25(4) - (4)^2) = 10.58$ gal/hr

59. $f'(1) = a(1)^2 + b(1) = -6$

$$f''(x) = 2ax + b$$

$$f''(1) = 2a(1) + b = 6$$

$$2a + b = 6$$

$$-(a + b = -6)$$

$$a = 12$$

$$b = -18$$

$$f'(x) = 12x^2 - 18x$$

$$f(x) = 4x^3 - 9x^2 + c$$

$$\int_1^2 f(x) dx = \int_1^2 (4x^3 - 9x^2 + c) dx = 14$$

$$(x^4 - 3x^3 + cx) \Big|_1^2 = 14$$

$$c = 20$$

$$f(x) = 4x^3 - 9x^2 + 20$$

60. (a) $g(4) = \frac{1}{2}(1(3+1) + 2(1+(-1))) = 2$

$$g(-2) = \frac{1}{2}(-3(3+0)) = -\frac{9}{2}$$

(b) $g(2) = f(2) = 1$

(c) The minimum value is $g(-2) = -\frac{9}{2}$

(d) g has a point of inflection at $x = 1$. It is the only place where the slope goes from positive to negative.

Chapter 6

Differential Equations and Mathematical Modeling

Section 6.1 Slope Fields and Euler's Method (pp. 321–330)

Exploration 1 Seeing the Slopes

1. Since $\frac{dy}{dx} = 0$ represents a line with a slope of 0, we should expect to see intervals with no change in y . We see this at odd multiples of $\pi/2$.
2. Since y is the dependent variable, t will have no effect on the value of $\frac{dy}{dx} = \cos x$.
3. The graph of $\frac{dy}{dx}$ will look the same at all values of y .
4. When $x = 0$, $\frac{dy}{dx} = \cos x = 1$. This can be seen on the graph near the origin. At that point, the change in y and change in x are the same.
5. When $x = \pi$, $\frac{dy}{dx} = \cos x = -1$. This can be seen in the graph at $x = \pi$. At this point, the change in y is negative of the change in x .
6. This is true because each point on the graph has a negative of itself.

Quick Review 6.1

1. Yes. $\frac{d}{dx} e^x = e^x$
2. Yes. $\frac{d}{dx} e^{4x} = 4e^{4x}$
3. No. $\frac{d}{dx} (x^2 e^x) = 2xe^x + x^2 e^x$
4. Yes. $\frac{d}{dx} e^{x^2} = 2xe^{x^2}$
5. No. $\frac{d}{dx} (e^{x^2} + 5) = 2xe^{x^2}$
6. Yes. $\frac{d}{dx} \sqrt{2x} = \frac{1}{2\sqrt{2x}}(2) = \frac{1}{\sqrt{2x}}$
7. Yes. $\frac{d}{dx} \sec x = \sec x \tan x$
8. No. $\frac{d}{dx} x^{-1} = -x^{-2}$
9. $y = 3x^2 + 4x + C$
 $2 = 3(1)^2 + 4(1) + C$
 $C = -5$
10. $y = 2 \sin x - 3 \cos x + C$
 $4 = 2 \sin(0) - 3 \cos(0) + C$
 $C = -7$

$$\begin{aligned} 11. y &= e^{2x} + \sec x + C \\ 5 &= e^{2(0)} + \sec(0) + C \\ C &= 3 \end{aligned}$$

$$\begin{aligned} 12. y &= \tan^{-1} x + \ln(2x-1) + C \\ \pi &= \tan^{-1}(1) + \ln(2(1)-1) + C \\ C &= \frac{3\pi}{4} \end{aligned}$$

Section 6.1 Exercises

1. $\int dy = \int (5x^4 - \sec^2 x) dx$
 $y = x^5 - \tan x + C$
2. $\int dy = \int (\sec x \tan x - e^x) dx$
 $y = \sec x - e^x + C$
3. $\int dy = \int (\sin x - e^{-x} + 8x^3) dx$
 $y = -\cos x + e^{-x} + 2x^4 + C$
4. $\int dy = \int \left(\frac{1}{x} - \frac{1}{x^2} \right) dx = \ln x + \frac{1}{x} + C$
5. $\int dy = \int \left(5^x \ln 5 + \frac{1}{x^2+1} \right) dx = 5^x + \tan^{-1} x + C$
6. $\int dy = \int \left(\frac{1}{\sqrt{1-x^2}} - \frac{1}{\sqrt{x}} \right) dx = \sin^{-1} x - 2\sqrt{x} + C$
7. $\int dy = \int (3t \cos(t^3)) dt = \sin(t^3) + C$
8. $\int dy = \int \cos t e^{\sin t} dt$
 $= e^{\sin t} + C$
9. $\int dy = \int (\sec^2(x^5)(5x^4)) dx$
 $= \tan x^5 + C$
10. $\int dy = \int 4(\sin u)^3 \cos u du$
 $= (\sin u)^4 + C$
11. $\int dy = \int 3 \sin x dx = -3 \cos x + C$
 $2 = -3 \cos(0) + C, \quad C = 5$
 $y = -3 \cos x + 5$
12. $\int dy = \int 2e^x - \cos x dx = 2e^x - \sin x + C$
 $3 = 2e^0 - \sin(0) + C, \quad C = 1$
 $y = 2e^x - \sin x + 1$
13. $\int du = \int (7x^6 - 3x^2 + 5) dx = x^7 - x^3 + 5x + C$
 $1 = 1^7 - 1^3 + 5 + C, \quad C = -4$
 $u = x^7 - x^3 + 5x - 4$

$$14. \int dA = \int (10x^9 + 5x^4 - 2x + 4) dx = x^{10} + x^4 - x^2 + 4x + C$$

$$6 = 1^{10} + 1^4 - 1^2 + 4(1) + C, \quad C = 1$$

$$A = x^{10} + x^4 - x^2 + 4x + 1$$

$$15. \int dy = \int \left(-\frac{1}{x^2} - \frac{3}{x^4} + 12 \right) dx = x^{-1} + x^{-3} + 12x + c$$

$$3 = 1^{-1} + 1^{-3} + 12(1) + C, \quad C = -11$$

$$y = x^{-1} + x^{-3} + 12x - 11 \quad (x > 0)$$

$$16. \int dy = \int \left(5 \sec^2 x - \frac{3}{2} \sqrt{x} \right) dx = 5 \tan x - x^{3/2} + c$$

$$7 = 5 \tan(0) - (0)^{3/2} + C, \quad C = 7$$

$$y = 5 \tan x - x^{3/2} + 7$$

$$17. \int dy = \int \left(\frac{1}{1+t^2} + 2t \ln 2 \right) dt = \tan^{-1} t + 2t + C$$

$$3 = \tan^{-1}(0) + 2(0) + C, \quad C = 2$$

$$y = \tan^{-1} t + 2t + C$$

$$18. \int dx = \int \left(\frac{1}{t} - \frac{1}{t^2} + 6 \right) dt = \ln t + t^{-1} + 6t + C$$

$$0 = \ln(1) + 1^{-1} + 6(1) + C, \quad C = -7$$

$$x = \ln t + t^{-1} + 6t - 7 \quad (t > 0)$$

$$19. \int dv = \int (4 \sec t \tan t + e^t + 6t) dt = 4 \sec t + e^t + 3t^2 + C$$

$$5 = 4 \sec(0) + e^0 + 3(0)^2 + C, \quad C = 0$$

$$V = 4 \sec t + e^t + 3t^2 \quad \left(-\frac{\pi}{2} < t < \frac{\pi}{2} \right)$$

$$20. \int ds = \int t(3t-2) dt = t^3 - t^2 + C$$

$$0 = (1)^3 - (1)^2 + C, \quad C = 0$$

$$s = t^3 - t^2$$

$$21. \frac{dy}{dx} = \frac{d}{dx} \int_a^x f(t) dt = \int_1^x \sin(t^2) dt$$

$$y = \int_1^x \sin(t^2) dt + 5$$

$$22. \frac{du}{dx} = \frac{d}{dx} \int_a^x f(t) dt = \int_0^x \sqrt{2 + \cos t} dt$$

$$u = \int_0^x \sqrt{2 + \cos t} dt - 3$$

$$23. F^1(x) = \frac{d}{dx} \int_a^x f(t) dt = \int_2^x e^{\cos t} dt$$

$$F(x) = \int_2^x e^{\cos t} dt + 9$$

$$24. G'(s) = \frac{d}{dx} \int_a^x f(t) dt = \int_0^x \sqrt[3]{\tan t} dt$$

$$G(s) = \int_0^x \sqrt[3]{\tan t} dt + 4$$

25. Graph (b).

$$(\sin 0)^2 = 0$$

$$(\sin 1)^2 > 0$$

$$(\sin(-1))^2 > 0$$

26. Graph (c).

$$(\sin 0)^3 = 0$$

$$(\sin 1)^3 > 0$$

$$(\sin(-1))^3 < 0$$

27. Graph (a).

$$(\cos 0)^2 > 0$$

$$(\cos 1)^2 > 0$$

$$(\cos(-1))^2 > 0$$

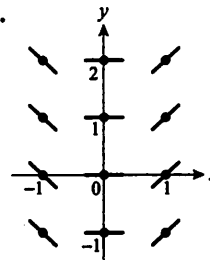
28. Graph (d).

$$(\cos 0)^3 > 0$$

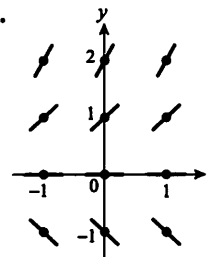
$$(\cos 1)^3 > 0$$

$$(\cos(-2))^3 < 0$$

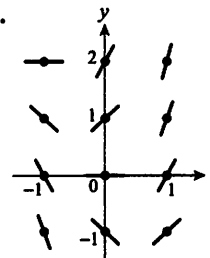
29.



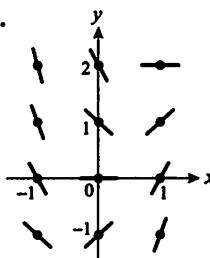
30.

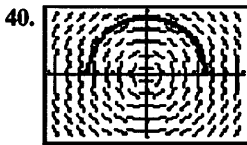
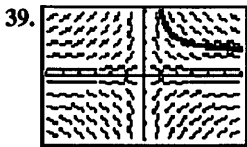
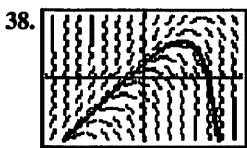
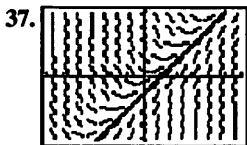
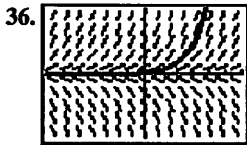
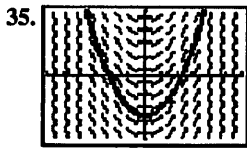
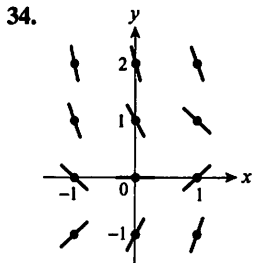
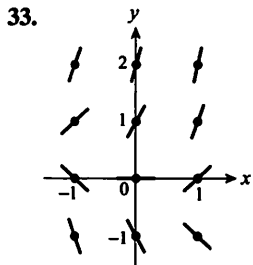


31.



32.





41.

(x, y)	$\frac{dy}{dx} = x - 1$	Δx	$\Delta y = \frac{dy}{dx} \Delta x$	$(x + \Delta x, y + \Delta y)$
(1, 2)	0.0	0.1	0	(1.1, 2)
(1.1, 2)	0.1	0.1	0.01	(1.2, 2.01)
(1.2, 2.01)	0.2	0.1	0.02	(1.3, 2.03)

$y = 2.03$

42.

(x, y)	$\frac{dy}{dx} = y - 1$	Δx	$\Delta y = \frac{dy}{dx} \Delta x$	$(x + \Delta x, y + \Delta y)$
(1, 3)	2.0	0.1	0.2	(1.1, 3.2)
(1.1, 3.2)	2.2	0.1	0.22	(1.2, 3.42)
(1.2, 3.42)	2.42	0.1	0.242	(1.3, 3.662)

$y = 3.662$

43.

(x, y)	$\frac{dy}{dx} = 2x - y$	Δx	$\Delta y = \frac{dy}{dx} \Delta x$	$(x + \Delta x, y + \Delta y)$
(1, 2)	1.0	0.1	0.1	(1.1, 2.1)
(1.1, 2.1)	1.0	0.1	0.1	(1.2, 2.2)
(1.2, 2.2)	1.0	0.1	0.1	(1.3, 2.3)

$y = 2.3$

44.

(x, y)	$\frac{dy}{dx} = 2x - y$	Δx	$\Delta y = \frac{dy}{dx} \Delta x$	$(x + \Delta x, y + \Delta y)$
(1, 0)	2.0	0.1	0.2	(1.1, 0.2)
(1.1, 0.2)	2.0	0.1	0.2	(1.2, 0.4)
(1.2, 0.4)	2.0	0.1	0.2	(1.3, 0.6)

$y = 0.6$

45.

(x, y)	$\frac{dy}{dx} = 2 - x$	Δx	$\Delta y = \frac{dy}{dx} \Delta x$	$(x + \Delta x, y + \Delta y)$
(2, 1)	0.0	-0.1	0.0	(1.9, 1)
(1.9, 1)	0.1	-0.1	-0.01	(1.8, 0.99)
(1.8, 0.99)	0.2	-0.1	-0.02	(1.7, 0.97)

46.

(x, y)	$\frac{dy}{dx} = 1 + y$	Δx	$\Delta y = \frac{dy}{dx} \Delta x$	$(x + \Delta x, y + \Delta y)$
(2, 0)	1.0	-0.1	-0.1	(1.9, -0.1)
(1.9, -0.1)	0.9	-0.1	-0.09	(1.8, -0.19)
(1.8, -0.19)	0.81	-0.1	-0.081	(1.7, -0.271)

$y = -0.271$

47.

(x, y)	$\frac{dy}{dx} = x - y$	Δx	$\Delta y = \frac{dy}{dx} \Delta x$	$(x + \Delta x, y + \Delta y)$
(2, 2)	-0.0	-0.1	0	(1.9, 2.0)
(1.9, 2)	-0.1	-0.1	0.01	(1.8, 2.01)
(1.8, 2.01)	-0.21	-0.1	0.021	(1.7, 2.031)

$y = 2.031$

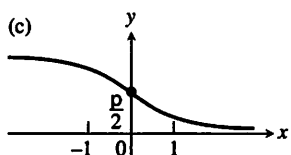
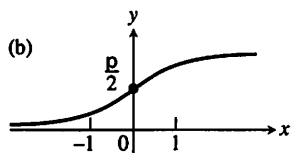
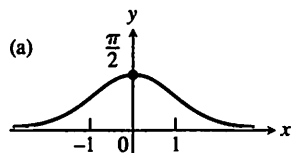
48.

(x, y)	$\frac{dy}{dx} = x - 2y$	Δx	$\Delta y = \frac{dy}{dx} \Delta x$	$(x + \Delta x, y + \Delta y)$
(2, 1)	0.0	-0.1	0.0	(1.9, 1.0)
(1.9, 1)	-0.1	-0.1	0.01	(1.8, 1.01)
(1.8, 1.01)	-0.22	-0.1	0.022	(1.7, 1.032)

$y = 1.032$

49. (a) Graph (b)

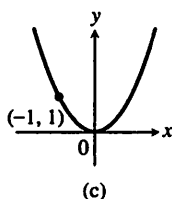
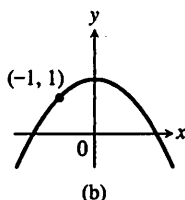
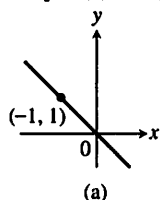
(b) The slope is always positive, so (a) and (c) can be ruled out.



50. (a) Graph (b)

(b) The solution should have positive slope when x is negative, zero slope when x is zero and negative slope when x is positive since slope = $\frac{dy}{dx} = -x$.

Graphs (a) and (c) don't show this slope pattern.



51. There are positive slopes in the second quadrant of the slope field. The graph of $y = x^2$ has negative slopes in the second quadrant.

52. The slope of $y = \sin x$ would be +1 at the origin, while the slope field shows a slope of zero at every point on the y -axis.

(x, y)	$\frac{dy}{dx} = 2x + 1$	Δx	$\Delta y = \frac{dy}{dx} \Delta x$	$(x + \Delta x, y + \Delta y)$
(1, 3)	3.0	0.1	0.3	(1.1, 3.3)
(1.1, 3.3)	3.2	0.1	0.32	(1.2, 3.62)
(1.2, 3.62)	3.4	0.1	0.34	(1.3, 3.96)
(1.3, 3.96)	3.6	0.1	0.36	(1.4, 4.32)

$y = 4.32$

Euler's Method gives an estimate $f(1.4) \approx 4.32$.

The solution to the initial value problem is

$f(x) = x^2 + x + 1$, from which we get $f(1.4) = 4.36$. The

percentage error is thus $\frac{4.36 - 4.32}{4.36} = 0.9\%$.

(x, y)	$\frac{dy}{dx} = 2x - 1$	Δx	$\Delta y = \frac{dy}{dx} \Delta x$	$(x + \Delta x, y + \Delta y)$
(2, 3)	3.0	-0.1	-0.3	(1.9, 2.7)
(1.9, 2.7)	2.8	-0.1	-0.28	(1.8, 2.42)
(1.8, 2.42)	2.6	-0.1	-0.26	(1.7, 2.16)
(1.7, 2.16)	2.4	-0.1	-0.24	(1.6, 1.92)

$y = 1.92$

Euler's Method gives an estimate $f(1.6) \approx 1.92$. The

solution to the initial value problem is $f(x) = x^2 - x + 1$, from which we get $f(1.6) = 1.96$. The percentage error is

thus $\frac{1.96 - 1.92}{1.96} = 2\%$.

55. At every (x, y) , $(-e^{(x-y)/2})(-e^{(y-x)/2}) = -e^0 = -1$, so the slopes are negative reciprocals. The slope lines are therefore perpendicular.

56. Since the slopes must be negative reciprocals, $g(x) = -\cos x$.

57. The perpendicular slope field would be produced by

$$\frac{dy}{dx} = -\sin x, \text{ so } y = \cos x + C \text{ for any constant } C.$$

58. The perpendicular slope field would be produced by

$$\frac{dy}{dx} = -x, \text{ so } y = 0.5x^2 + C \text{ for any constant } C.$$

59. True. They are all lines of the form $y = 5x + C$.

60. False. For example, $f(x) = x^2$ is a solution of $\frac{dy}{dx} = 2x$,

$$\text{but } f^{-1}(x) = \sqrt{x} \text{ is not a solution of } \frac{dy}{dx} = 2y.$$

61. C. $m = 42 - 42 = 0$

62. E. $y < 0, x^2 > 0$, therefore $\frac{dy}{dx} < 0$.

63. B. $y(0) = e^{0^2} = 1$

$$\frac{dy}{dx} = 2xe^{x^2} = 2xy.$$

64. A.

65. (a) $\frac{dy}{dx} = x - \frac{1}{x^2}$

$$\int \frac{dy}{dx} dx = \int (x - x^{-2}) dx$$

$$y = \frac{x^2}{2} + x^{-1} + C = \frac{x^2}{2} + \frac{1}{x} + C$$

Initial condition: $y(1) = 2$

$$2 = \frac{1^2}{2} + \frac{1}{1} + C$$

$$2 = \frac{3}{2} + C$$

$$\frac{1}{2} = C$$

Solution: $y = \frac{x^2}{2} + \frac{1}{x} + \frac{1}{2}, x > 0$

(b) Again, $y = \frac{x^2}{2} + \frac{1}{x} + C$.

Initial condition: $y(-1) = 1$

$$1 = \frac{(-1)^2}{2} + \frac{1}{(-1)} + C$$

$$1 = \frac{-1}{2} + C$$

$$\frac{3}{2} = C$$

Solution: $y = \frac{x^2}{2} + \frac{1}{x} + \frac{3}{2}, x < 0$

(c) For $x < 0$, $\frac{dy}{dx} = \frac{d}{dx} \left(\frac{1}{x} + \frac{x^2}{2} + C_1 \right)$

$$= -\frac{1}{x^2} + x$$

$$= x - \frac{1}{x^2}$$

For $x > 0$, $\frac{dy}{dx} = \frac{d}{dx} \left(\frac{1}{x} + \frac{x^2}{2} + C_2 \right)$

$$= -\frac{1}{x^2} + x$$

$$= x - \frac{1}{x^2}$$

And for $x = 0$, $\frac{dy}{dx}$ is undefined.

(d) Let C_1 be the value from part (b), and let C_2 be the value from part (a). Thus, $C_1 = \frac{3}{2}$ and $C_2 = \frac{1}{2}$.

(e) $y(2) = -1$ $y(-2) = 2$

$$-1 = \frac{1}{2} + \frac{2^2}{2} + C_2 \quad 2 = \frac{1}{(-2)} + \frac{(-2)^2}{2} + C_1$$

$$-1 = \frac{5}{2} + C_2 \quad 2 = \frac{3}{2} + C_1$$

$$-\frac{7}{2} = C_2 \quad \frac{1}{2} = C_1$$

Thus, $C_1 = \frac{1}{2}$ and $C_2 = -\frac{7}{2}$.

66. (a) $\frac{d}{dx}(\ln x + C) = \frac{1}{x}$ for $x > 0$

(b) $\frac{d}{dx}[\ln(-x) + C] = \frac{1}{-x} \frac{d}{dx}(-x) = \left(\frac{1}{-x}\right)(-1) = \frac{1}{x}$
for $x < 0$

(c) For $x > 0$, $\ln|x| + C = \ln x + C$, which is a solution to the differential equation, as we showed in part (a). For $x < 0$, $\ln|x| + C = \ln(-x) + C$, which is a solution to the differential equation, as we showed in part (b). Thus,

$$\frac{d}{dx} \ln|x| = \frac{1}{x} \text{ for all } x \text{ except } 0.$$

(d) For $x < 0$, we have $y = \ln(-x) + C_1$, which is a solution to the differential equation, as we showed in part (a). For $x > 0$, we have $y = \ln x + C_2$, which is a solution to the differential equation, as we showed part (b). Thus,

$$\frac{dy}{dx} = \frac{1}{x} \text{ for all } x \text{ except } 0.$$

67. (a) $y' = \int 12x + 4 dx$

$$y' = 6x^2 + 4x + C_1$$

$$y = \int 6x^2 + 4x + C_1 dx$$

$$y = 2x^3 + 2x^2 + C_1x + C_2$$

(b) $y' = \int e^x + \sin x dx$

$$y' = e^x - \cos x + C_1$$

$$y = \int e^x - \cos x + C_1 dx$$

$$y = e^x - \sin x + C_1x + C_2$$

(c) $y' = \int x^3 + x^{-3} dx$

$$y' = \frac{x^4}{4} - \frac{1}{2x^2} + C_1$$

$$y = \int \frac{x^4}{4} - \frac{1}{2x^2} + C_1 dx$$

$$y = \frac{x^5}{20} + \frac{1}{2x} + C_1x + C_2$$

68. (a) $y' = \int 24x^2 - 10 dx$

$$y' = 8x^3 - 10x + C$$

$$3 = 8(1)^3 - 10(1) + C$$

$$C = 5$$

$$y = \int 8x^3 - 10x + 5 dx$$

$$y = 2x^4 - 5x^2 + 5x + C$$

$$5 = 2(1)^4 - 5(1)^2 + 5(1) + C$$

$$C = 3$$

$$y = 2x^4 - 5x^2 + 5x + 3$$

(b) $y' = \int \cos x - \sin x dx$

$$y' = \sin x + \cos x + C$$

$$2 = \sin 0 + \cos 0 + C$$

$$C = 1$$

$$y = \int \sin x + \cos x + 1 dx$$

$$y = -\cos x + \sin x + x + C$$

$$0 = -\cos 0 + \sin 0 + 0 + C$$

$$C = 1$$

$$y = -\cos x + \sin x + x + 1$$

(c) $y' = \int e^x - x dx$

$$y' = e^x - \frac{x^2}{2} + C$$

$$0 = e^0 - \frac{0^2}{2} + C$$

$$C = -1$$

$$y = \int e^x - \frac{x^2}{2} - 1 dx$$

$$y = e^x - \frac{x^3}{6} - x + C$$

$$1 = e^0 - \frac{0^3}{6} - 0 + C$$

$$C = 0$$

$$y = e^x - \frac{x^3}{6} - x$$

69. (a) $y' = x$

$$y = \int x dx = \frac{x^2}{2} + C$$

(b) $y' = -x$

$$y = \int -x dx = -\frac{x^2}{2} + C$$

(c) $y' = y$

$$\frac{d}{dx}(Ce^x) = Ce^x$$

$$y = Ce^x$$

(d) $y' = -y$

$$\frac{d}{dx}(Ce^{-x}) = -Ce^{-x}$$

$$y = Ce^{-x}$$

(e) $y' = xy$

$$\frac{d}{dx}(Ce^{x^2/2}) = Cxe^{x^2/2}$$

$$y = Ce^{x^2/2}$$

70. (a) $y'' = x$

$$y' = \int x dx = \frac{x^2}{2} + C_1$$

$$y = \int \frac{x^2}{2} + C_1 dx = \frac{x^3}{6} + C_1x + C_2$$

(b) $y'' = -x$

$$y' = \int -x dx = -\frac{x^2}{2} + C_1$$

$$y = \int -\frac{x^2}{2} + C_1 dx = -\frac{x^3}{6} + C_1x + C_2$$

(c) $y'' = -\sin x$

$$y' = \int -\sin x dx = \cos x + C_1$$

$$y = \int \cos x + C_1 dx = \sin x + C_1x + C_2$$

(d) $y'' = y$

$$\frac{d}{dx}(C_1e^x + C_2e^{-x}) = C_1e^x - C_2e^{-x} = y'$$

$$\frac{d}{dx}(C_1e^x - C_2e^{-x}) = C_1e^x + C_2e^{-x} = y''$$

$$y = C_1e^x + C_2e^{-x}$$

(e) $y'' = -y$

$$\frac{d}{dx}(C_1 \sin x + C_2 \cos x) = C_1 \cos x - C_2 \sin x = y'$$

$$\frac{d}{dx}(C_1 \cos x - C_2 \sin x) = -C_1 \sin x - C_2 \cos x$$

$$y = C_1 \sin x + C_2 \cos x$$

Section 6.2 Antidifferentiation by Substitution (pp. 331–340)**Exploration 1 Are $\int f(u) du$ and $\int f(u) dx$ the Same Thing?**

1.
$$\int f(u) du = \int u^3 du$$
$$= \frac{u^4}{4} + C$$

2.
$$\frac{u^4}{4} = \frac{(x^2)^4}{4} = \frac{x^6}{4}$$

3.
$$f(u) = u^3 = (x^2)^3 = x^6$$
$$\int x^6 dx = \frac{x^7}{7}$$

4. No

Quick Review 6.2

$$1. \int_0^2 x^4 dx = \frac{1}{5} x^5 \Big|_0^2 = \frac{1}{5} (2)^5 - \frac{1}{5} (0)^5 = \frac{32}{5}$$

$$2. \int_1^5 \sqrt{x-1} dx = \int_1^5 (x-1)^{1/2} dx = \frac{2}{3} (x-1)^{3/2} \Big|_1^5 \\ = \frac{2}{3} (4)^{3/2} - \frac{2}{3} (0)^{3/2} \\ = \frac{2}{3} (8) = \frac{16}{3}$$

$$3. \frac{dy}{dx} = 3^x$$

$$4. \frac{dy}{dx} = 3^x$$

$$5. \frac{dy}{dx} = 4(x^3 - 2x^2 + 3)^3 (3x^2 - 4x)$$

$$6. \frac{dy}{dx} = 2 \sin(4x-5) \cos(4x-5) \cdot 4 \\ = 8 \sin(4x-5) \cos(4x-5)$$

$$7. \frac{dy}{dx} = \frac{1}{\cos x} \cdot -\sin x = -\tan x$$

$$8. \frac{dy}{dx} = \frac{1}{\sin x} \cdot \cos x = \cot x$$

$$9. \frac{dy}{dx} = \frac{1}{\sec x + \tan x} \cdot (\sec x \tan x + \sec^2 x) \\ = \frac{\sec x \tan x + \sec^2 x}{\sec x + \tan x} \\ = \frac{\sec x (\tan x + \sec x)}{\sec x + \tan x} \\ = \sec x$$

$$10. \frac{dy}{dx} = \frac{1}{\csc x + \cot x} (-\csc x \cot x - \csc^2 x) \\ = -\frac{\csc x \cot x + \csc^2 x}{\csc x + \cot x} \\ = -\frac{\csc x (\cot x + \csc x)}{\csc x + \cot x} \\ = -\csc x$$

Section 6.2 Exercises

$$1. \int (\cos x - 3x^2) dx = \sin x - x^3 + C$$

$$2. \int x^{-2} dx = -x^{-1} + C$$

$$3. \int \left(t^2 - \frac{1}{t^2} \right) dt = \frac{t^3}{3} + t^{-1} + C$$

$$4. \int \frac{dt}{t^2+1} = \tan^{-1} t + C$$

$$5. \int (3x^4 - 2x^{-3} + \sec^2 x) dx = \frac{3}{5} x^5 + x^{-2} + \tan x + C$$

$$6. \int (2e^x + \sec x \tan x - \sqrt{x}) dx = 2e^x + \sec x - \frac{2}{3} x^{3/2} + C$$

$$7. (-\cot u + C)^1 = -(-\csc^2 u) = \csc^2 u$$

$$8. (-\csc u + C)^1 = -(-\csc u \cot u) = \csc u \cot u$$

$$9. \left(\frac{1}{2} e^{2x} + C \right)^1 = \frac{1}{2} e^{2x} (2) = e^{2x}$$

$$10. \left(\frac{1}{\ln 5} 5^x + C \right)^1 = \frac{1}{\ln 5} 5^x (\ln 5) = 5^x$$

$$11. (\tan^{-1} u + C)^1 = \frac{1}{1+u^2}$$

$$12. (\sin^{-1} u + C)^1 = \frac{1}{\sqrt{1-u^2}}$$

$$13. \int f(u) du = \int \sqrt{u} du = \frac{2}{3} u^{3/2} + C = \frac{2}{3} x^{3/2} + C$$

$$\int f(u) dx = \int \sqrt{u} dx = \int \sqrt{x^2} dx = \int x dx = \frac{1}{2} x^2 + C$$

$$14. \int f(u) du = \int u^2 du = \frac{1}{3} u^3 + C = \frac{1}{3} x^{15} + C$$

$$\int f(u) dx = \int u^2 dx = \int x^{10} dx = \frac{1}{11} x^{11} + C$$

$$15. \int f(u) du = \int e^u du = e^u + C = e^{7x} + C$$

$$\int f(u) dx = \int e^u dx = \int e^{7x} dx = \frac{1}{7} e^{7x} + C$$

$$16. \int f(u) du = \int \sin u du = -\cos u + C = -\cos 4x + C$$

$$\int f(u) dx = \int \sin u dx = \int \sin 4x dx = -\frac{1}{4} \cos 4x + C$$

$$17. u = 3x$$

$$du = 3 dx$$

$$\frac{1}{3} du = dx$$

$$\int \sin 3x dx = \frac{1}{3} \int \sin u du$$

$$= -\frac{1}{3} \cos u + C$$

$$= -\frac{1}{3} \cos 3x + C$$

$$\text{Check: } \frac{d}{dx} \left(-\frac{1}{3} \cos 3x + C \right) = \frac{1}{3} (-\sin 3x)(3) = \sin 3x$$

$$18. u = 2x^2$$

$$du = 4x dx$$

$$x dx = \frac{1}{4} du$$

$$\int x \cos(2x^2) dx = \frac{1}{4} \int \cos u du$$

$$= \frac{1}{4} \sin u + C$$

$$= \frac{1}{4} \sin(2x^2) + C$$

$$\text{Check: } \frac{d}{dx} \left(\frac{1}{4} \sin(2x^2) + C \right) = \frac{1}{4} \cos(2x^2)(4x) = x \cos(2x^2)$$

$$19. u = 2x$$

$$du = 2 dx$$

$$\frac{1}{2} du = dx$$

$$\int \sec 2x \tan 2x dx = \frac{1}{2} \int \sec u \tan u du$$

$$= \frac{1}{2} \sec u + C$$

$$= \frac{1}{2} \sec 2x + C$$

$$\text{Check: } \frac{d}{dx} \left(\frac{1}{2} \sec 2x + C \right) = \frac{1}{2} \sec 2x \tan 2x \cdot 2 = \sec 2x \tan 2x$$

$$20. u = 7x - 2$$

$$du = 7 dx$$

$$\frac{1}{7} du = dx$$

$$\int 28(7x - 2)^3 dx = \frac{1}{7} \int 28u^3 du = u^4 + C = (7x - 2)^4 + C$$

$$\text{Check: } \frac{d}{dx} [(7x - 2)^4 + C] = 4(7x - 2)^3(7) = 28(7x - 2)^3$$

$$21. u = \frac{x}{3}$$

$$du = \frac{1}{3} dx$$

$$3 du = dx$$

$$\int \frac{dx}{x^2 + 9} = \int \frac{3 du}{9u^2 + 9}$$

$$= \frac{3}{9} \int \frac{du}{u^2 + 1}$$

$$= \frac{1}{3} \int \frac{du}{u^2 + 1}$$

$$= \frac{1}{3} \tan^{-1} u + C$$

$$= \frac{1}{3} \tan^{-1} \left(\frac{x}{3} \right) + C$$

$$\text{Check: } \frac{d}{dx} \left(\frac{1}{3} \tan^{-1} \frac{x}{3} + C \right) = \frac{1}{3} \frac{1}{1 + \left(\frac{x}{3} \right)^2} \cdot \frac{1}{3} = \frac{1}{9 + x^2}$$

$$22. u = 1 - r^3$$

$$du = -3r^2 dr$$

$$-\frac{1}{3} du = r^2 dr$$

$$\int \frac{9r^2 dr}{\sqrt{1 - r^3}} = 9 \left(-\frac{1}{3} \right) \int \frac{du}{\sqrt{u}}$$

$$= -3 \int u^{-1/2} du$$

$$= -3(2)u^{1/2} + C$$

$$= -6\sqrt{1 - r^3} + C$$

$$\text{Check: } \frac{d}{dx} \left(-6\sqrt{1 - r^3} + C \right) = -6 \left(\frac{1}{2\sqrt{1 - r^3}} \right) (-3r^2)$$

$$= \frac{9r^2}{\sqrt{1 - r^3}}$$

$$23. u = 1 - \cos \frac{t}{2}$$

$$du = \frac{1}{2} \sin \frac{t}{2} dt$$

$$2 du = \sin \frac{t}{2} dt$$

$$\int \left(1 - \cos \frac{t}{2} \right)^2 \sin \frac{t}{2} dt = 2 \int u^2 du$$

$$= \frac{2}{3} u^3 + C$$

$$= \frac{2}{3} \left(1 - \cos \frac{t}{2} \right)^3 + C$$

$$\text{Check: } \frac{d}{dx} \left[\frac{2}{3} \left(1 - \cos \frac{t}{2} \right)^3 + C \right]$$

$$= 2 \left(1 - \cos \frac{t}{2} \right)^2 \left(\sin \frac{t}{2} \right) \left(\frac{1}{2} \right)$$

$$= \left(1 - \cos \frac{t}{2} \right)^2 \sin \frac{t}{2}$$

$$24. u = y^4 + 4y^2 + 1$$

$$du = (4y^3 + 8y) dy$$

$$du = 4(y^3 + 2y) dy$$

$$\frac{1}{4} du = (y^3 + 2y) dy$$

24. Continued

$$\begin{aligned}\int 8(y^4 + 4y^2 + 1)^2 (y^3 + 2y) dy &= 8 \left(\frac{1}{4} \right) \int u^2 du \\ &= \frac{2}{3} u^3 + C \\ &= \frac{2}{3} (y^4 + 4y^2 + 1)^3 + C\end{aligned}$$

$$\text{Check: } \frac{d}{dx} \left[\frac{2}{3} (y^4 + 4y^2 + 1)^3 + C \right]$$

$$\begin{aligned}&= 2(y^4 + 4y^2 + 1)^2 (4y^3 + 8y) \\ &= 8(y^4 + 4y^2 + 1)^2 (y^3 + 2y)\end{aligned}$$

25. Let $u = 1 - x$

$$du = -dx$$

$$\begin{aligned}\int \frac{dx}{(1-x^2)} &= -\int \frac{du}{u^2} \\ &= u^{-1} + C \\ &= \frac{1}{1-x} + C\end{aligned}$$

26. Let $u = x + 2$

$$du = dx$$

$$\begin{aligned}\int \sec^2(x+2) dx &= \int \sec^2 u du \\ &= \tan u + C \\ &= \tan(x+2) + C\end{aligned}$$

27. Let $u = \tan x$

$$du = \sec^2 x dx$$

$$\begin{aligned}\int \sqrt{\tan x} \sec^2 x dx &= \int u^{1/2} du \\ &= \frac{2}{3} u^{3/2} + C \\ &= \frac{2}{3} (\tan x)^{3/2} + C\end{aligned}$$

28. Let $u = \theta + \frac{\pi}{2}$

$$du = d\theta$$

$$\begin{aligned}\int \sec\left(\theta + \frac{\pi}{2}\right) \tan\left(\theta + \frac{\pi}{2}\right) d\theta &= \int \sec u \tan u du \\ &= \sec u + C \\ &= \sec\left(\theta + \frac{\pi}{2}\right) + C\end{aligned}$$

29. $\int \tan(4x+2) dx$

$$u = 4x + 2$$

$$du = 4 dx$$

$$\frac{1}{4} du = dx$$

$$\frac{1}{4} \int \tan u du$$

$$= -\frac{1}{4} \ln |\cos(4x+2)| + C \text{ or}$$

$$\frac{1}{4} \ln |\sec(4x+2)| + C$$

30. $\int 3(\sin x)^{-2} dx$

$$u = \sin x$$

$$du = \cos x dx$$

$$\frac{du}{\cos x} = dx$$

$$\int 3 u^{-2} dx$$

$$= -3 \cot x + C$$

31. Let $u = 3z + 4$

$$du = 3 dz$$

$$\frac{1}{3} du = dz$$

$$\int \cos(3z+4) dz = \frac{1}{3} \int \cos u du$$

$$= \frac{1}{3} \sin u + C$$

$$= \frac{1}{3} \sin(3z+4) + C$$

32. Let $u = \cot x$

$$du = -\csc^2 x dx$$

$$\int \sqrt{\cot x} \csc^2 x dx = -\int u^{1/2} du$$

$$= -\frac{2}{3} u^{3/2} + C$$

$$= -\frac{2}{3} (\cot x)^{3/2} + C$$

33. Let $u = \ln x$

$$du = \frac{1}{x} dx$$

$$\int \frac{\ln^6 x}{x} dx = \int u^6 du$$

$$= \frac{1}{7} u^7 + C$$

$$= \frac{1}{7} (\ln^7 x) + C$$

34. Let $u = \tan \frac{x}{2}$

$$du = \frac{1}{2} \sec^2 \frac{x}{2} dx$$

$$\int \tan^7 \frac{x}{2} \sec^2 \frac{x}{2} dx = 2 \int u^7 du$$

$$= 2 \cdot \frac{1}{8} u^8 + C$$

$$= \frac{1}{4} \tan^8 \frac{x}{2} + C$$

35. Let $u = s^{4/3} - 8$

$$du = \frac{4}{3} s^{1/3} ds$$

$$\frac{3}{4} du = s^{1/3} ds$$

35. Continued

$$\begin{aligned}\int s^{1/3} \cos(s^{4/3} - 8) ds &= \frac{3}{4} \int \cos u \, du \\ &= \frac{3}{4} \sin u + C \\ &= \frac{3}{4} \sin(s^{4/3} - 8) + C\end{aligned}$$

$$36. \int \frac{dx}{\sin^2 3x} = \int \csc^2 3x \, dx$$

$$\text{Let } u = 3x$$

$$du = 3 \, dx$$

$$\frac{1}{3} du = dx$$

$$\begin{aligned}\int \csc^2 3x \, dx &= \frac{1}{3} \int \csc^2 u \, du \\ &= -\frac{1}{3} \cot u + C \\ &= -\frac{1}{3} \cot(3x) + C\end{aligned}$$

$$37. \text{ Let } u = \cos(2t+1)$$

$$du = -\sin(2t+1)(2)dt$$

$$-\frac{1}{2} du = \sin(2t+1)dt$$

$$\begin{aligned}\int \frac{\sin(2t+1)}{\cos^2(2t+1)} dt &= -\frac{1}{2} \int u^{-2} du \\ &= \frac{1}{2} u^{-1} + C \\ &= \frac{1}{2 \cos(2t+1)} + C \\ &= \frac{1}{2} \sec(2t+1) + C\end{aligned}$$

$$38. \text{ Let } u = 2 + \sin t$$

$$du = \cos t \, dt$$

$$\begin{aligned}\int \frac{6 \cos t}{(2 + \sin t)^2} dt &= 6 \int u^{-2} du \\ &= -6u^{-1} + C \\ &= -\frac{6}{2 + \sin t} + C\end{aligned}$$

$$39. \int \frac{dx}{x \ln x}$$

$$u = \ln x$$

$$du = \frac{dx}{x}$$

$$x \, du = dx$$

$$\int \frac{du}{u} = \ln u = \ln(\ln x) + C$$

$$40. \int \tan^2 x \sec^2 x \, dx$$

$$u = \tan x$$

$$du = \sec^2 x \, dx$$

$$\frac{du}{\sec^2 x} = dx$$

$$\int u^2 du = \frac{1}{3} u^3 + C$$

$$\frac{1}{3} \tan^3 x + C$$

$$41. \int \frac{x \, dx}{x^2 + 1}$$

$$u = x^2 + 1$$

$$du = 2x \, dx$$

$$\frac{du}{2x} = dx$$

$$\frac{1}{2} \int \frac{du}{x^2 + 1} = \frac{1}{2} \ln u + C$$

$$= \frac{1}{2} \ln(x^2 + 1) + C$$

$$42. \int \frac{40 \, dx}{x^2 + 25}$$

$$u = x$$

$$a = 5$$

$$du = dx$$

$$40 \int \frac{du}{u^2 + a^2} = \frac{1}{a} \tan^{-1} \frac{u}{a} + C$$

$$\frac{40}{5} \tan^{-1} \frac{x}{5} + C = 8 \tan^{-1} \frac{x}{5} + C$$

$$43. \int \frac{dx}{\cot 3x} = \int \frac{\sin 3x}{\cos 3x} dx$$

$$\text{Let } u = \cos 3x$$

$$du = -3 \sin 3x \, dx$$

$$-\frac{1}{3} du = \sin 3x \, dx$$

$$\int \frac{dx}{\cot 3x} = -\frac{1}{3} \int \frac{1}{u} du$$

$$= -\frac{1}{3} \ln|u| + C$$

$$= -\frac{1}{3} \ln|\cos 3x| + C$$

(An equivalent expression is $\frac{1}{3} \ln |\sec 3x| + C$.)

$$44. \text{ Let } u = 5x + 8$$

$$du = 5 \, dx$$

$$\frac{1}{5} du = dx$$

$$\int \frac{dx}{\sqrt{5x+8}} = \frac{1}{5} \int u^{-1/2} du$$

$$= \frac{1}{5} \cdot 2u^{1/2} + C$$

$$= \frac{2}{5} \sqrt{5x+8} + C$$

$$\begin{aligned}
 45. \int \sec x \, dx &= \int \sec x \cdot \left(\frac{\sec x + \tan x}{\sec x + \tan x} \right) dx \\
 &= \int \frac{\sec^2 x + \sec x \tan x}{\sec x + \tan x} dx \\
 \text{Let } u &= \sec x + \tan x \\
 du &= \sec x \tan x + \sec^2 x \, dx \\
 \int \sec x \, dx &= \int \frac{1}{u} du = \ln|u| + C = \ln|\sec x + \tan x| + C
 \end{aligned}$$

$$\begin{aligned}
 46. \int \csc x \, dx &= \int \csc x \left(\frac{\csc x + \cot x}{\csc x + \cot x} \right) dx \\
 &= \int \frac{\csc^2 x + \csc x \cot x}{\csc x + \cot x} dx \\
 \text{Let } u &= \csc x + \cot x \\
 du &= -\csc x \cot x - \csc^2 x \, dx \\
 \int \csc x \, dx &= -\int \frac{1}{u} du \\
 &= -\ln|u| + C \\
 &= -\ln|\csc x + \cot x| + C
 \end{aligned}$$

$$\begin{aligned}
 47. \int \sin^3 2x \, dx &= \int (\sin^2 2x) \sin 2x \, dx \\
 &= \int (1 - \cos^2 2x) \sin 2x \, dx \\
 u &= \cos 2x \\
 du &= -\sin 2x \, dx \quad (2) \, dx \\
 &= \int (1 - u^2) du \\
 &= \left(u - \frac{u^3}{3} + C \right) \\
 &= \cos 2x - \frac{\cos^3 2x}{3} + C
 \end{aligned}$$

$$\begin{aligned}
 48. \int \sec^4 x \, dx &= \int (\sec^2 x) \sec^2 x \, dx \\
 &= \int (1 + \tan^2 x) \sec^2 x \, dx \\
 u &= \tan x \\
 du &= \sec^2 x \, dx \\
 &= \int (1 + u^2) du \\
 &= u + \frac{u^3}{3} + C \\
 &= \tan x + \frac{\tan^3 x}{3} + C
 \end{aligned}$$

$$\begin{aligned}
 49. \int 2 \sin^2 x \, dx &= \int (1 + 2 \sin^2 x - 1) dx \\
 &= \int (1 + \cos 2x) dx \\
 u &= 2x \\
 du &= 2 \, dx \\
 &= \frac{1}{2} \int (1 + \cos u) du \\
 &= \frac{1}{2} (u + \sin u) + C \\
 &= x + \frac{\sin 2x}{2} + C
 \end{aligned}$$

$$\begin{aligned}
 50. \int 4 \cos^2 x \, dx &= \int (-2(1 - 2 \cos^2 x) + 2) dx \\
 &= \int (-2 \cos 2x + 2) dx \\
 u &= 2x \\
 du &= 2 \, dx \\
 &= \frac{1}{2} \int (-2 \cos u + 2) du \\
 &= \frac{1}{2} (-2 \sin u + 2u) + C \\
 &= 2x - \sin 2x + C
 \end{aligned}$$

$$\begin{aligned}
 51. \int \tan^4 x \, dx &= \int \tan^3 x (\sec^2 x - 1) dx \\
 &= \int (\tan^3 x \sec^2 x - \tan^2 x) dx \\
 u &= \tan x \\
 du &= \sec^2 x \, dx \\
 &= \int (u^2 - u) du \\
 &= \frac{u^3}{3} - u + C \\
 &= \frac{\tan^3 x}{3} - \tan x + x + C
 \end{aligned}$$

$$\begin{aligned}
 52. \int (\cos^4 x - \sin^4 x) dx &= \int (\cos^2 x + \sin^2 x)(\cos^2 x - \sin^2 x) dx \\
 &= \int (1(\cos 2x)) dx \\
 &= \frac{1}{2} \sin 2x + C
 \end{aligned}$$

$$\begin{aligned}
 53. \text{Let } u &= y + 1 \\
 du &= dy \\
 \int_0^3 \sqrt{y+1} \, dy &= \int_1^4 u^{1/2} du \\
 &= \left. \frac{2}{3} u^{3/2} \right|_1^4 \\
 &= \frac{2}{3} (4)^{3/2} - \frac{2}{3} (1)^{3/2} \\
 &= \frac{2}{3} (8) - \frac{2}{3} = \frac{14}{3}
 \end{aligned}$$

$$\begin{aligned}
 54. \text{Let } u &= 1 - r^2 \\
 du &= 2r \, dr \\
 -\frac{1}{2} du &= r \, dr \\
 \int_0^1 r \sqrt{1-r^2} \, dr &= -\frac{1}{2} \int_1^0 u^{1/2} du \\
 &= -\frac{1}{2} \cdot \left. \frac{2}{3} u^{3/2} \right|_1^0 \\
 &= -\frac{1}{3} (0) + \frac{1}{3} (1) = \frac{1}{3}
 \end{aligned}$$

55. Let $u = \tan x$

$$du = \sec^2 x dx$$

$$\begin{aligned} \int_{-\pi/4}^0 \tan x \sec^2 x dx &= \int_{-1}^0 u du \\ &= \frac{1}{2} u^2 \Big|_{-1}^0 \\ &= \frac{1}{2}(0) - \frac{1}{2}(-1)^2 \\ &= -\frac{1}{2} \end{aligned}$$

56. Let $u = 4 + r^2$

$$du = 2r dr$$

$$\frac{1}{2} du = r dr$$

$$\int_{-1}^1 \frac{5r}{(4+r^2)^2} dr = \frac{5}{2} \int_5^5 u^{-2} du = 0$$

57. Let $u = 1 + \theta^{3/2}$

$$du = \frac{3}{2} \theta^{1/2} d\theta$$

$$\frac{2}{3} du = \theta^{1/2} d\theta$$

$$\begin{aligned} \int_0^1 \frac{10\sqrt{\theta}}{(1+\theta^{3/2})^2} d\theta &= \frac{2}{3} (10) \int_1^2 u^{-2} du \\ &= -\frac{20}{3} u^{-1} \Big|_1^2 \\ &= -\frac{20}{3} \left(\frac{1}{2} - 1 \right) \\ &= -\frac{20}{3} \left(-\frac{1}{2} \right) = \frac{10}{3} \end{aligned}$$

58. Let $u = 4 + 3\sin x$

$$du = 3\cos x dx$$

$$\frac{1}{3} du = \cos x dx$$

$$\int_{-\pi}^{\pi} \frac{\cos x}{\sqrt{4+3\sin x}} dx = \frac{1}{3} \int_4^4 u^{-1/2} du = 0$$

59. Let $u = t^5 + 2t$

$$du = (5t^4 + 2) dt$$

$$\begin{aligned} \int_0^1 \sqrt{t^5 + 2t} (5t^4 + 2) dt &= \int_0^3 u^{1/2} du \\ &= \frac{2}{3} u^{3/2} \Big|_0^3 \\ &= \frac{2}{3} (3)^{3/2} \\ &= \frac{2}{3} \sqrt{27} = 2\sqrt{3} \end{aligned}$$

60. Let $u = \cos 2\theta$

$$du = -2 \sin 2\theta d\theta$$

$$-\frac{1}{2} du = \sin 2\theta d\theta$$

$$\begin{aligned} \int_0^{\pi/6} \cos^{-3} 2\theta \sin 2\theta d\theta &= -\frac{1}{2} \int_1^{1/2} u^{-3} du \\ &= -\frac{1}{2} \cdot \left(-\frac{1}{2} \right) u^{-2} \Big|_1^{1/2} \\ &= \frac{1}{4} \left(\left(\frac{1}{2} \right)^{-2} - 1 \right) \\ &= \frac{1}{4} (3) = \frac{3}{4} \end{aligned}$$

$$\begin{aligned} 61. \int_0^7 \frac{dx}{x+2} \\ u = x+2 \\ du = dx \end{aligned}$$

$$\int_0^7 \frac{du}{u} = \ln u \Big|_0^7 = \ln(x+2) \Big|_0^7 = \ln\left(\frac{9}{2}\right) = 1.504$$

$$\begin{aligned} 62. \int_2^5 \frac{dx}{2x-3} \\ u = 2x-3 \\ du = 2 dx \end{aligned}$$

$$\frac{1}{2} \int_2^5 \frac{du}{u} = \frac{1}{2} \ln u \Big|_2^5 = \frac{1}{2} \ln(2x-3) \Big|_2^5 = \frac{1}{2} \ln(7) = 0.973$$

$$\begin{aligned} 63. \int_1^2 \frac{dt}{t-3} \\ u = t-3 \\ du = dt \end{aligned}$$

$$\int_1^2 \frac{du}{u} = \ln u \Big|_1^2 = \ln(t-3) \Big|_1^2 = \ln\left(\frac{1}{2}\right) = -0.693$$

$$\begin{aligned} 64. \int_{\pi/4}^{3\pi/4} \cot x dx &= \int_{\pi/4}^{3\pi/4} \frac{\cos x dx}{\sin x} \\ u = \sin x \\ du = \cos x dx \end{aligned}$$

$$\int_{\pi/4}^{3\pi/4} \frac{du}{u} = \ln u \Big|_{\pi/4}^{3\pi/4} = \ln(\sin x) \Big|_{\pi/4}^{3\pi/4} = 0$$

$$\begin{aligned} 65. \int_{-1}^3 \frac{x dx}{x^2+1} \\ u = x^2+1 \\ du = 2x dx \end{aligned}$$

$$\frac{1}{2} \int_{-1}^3 \frac{du}{u} = \frac{1}{2} \ln u \Big|_{-1}^3 = \frac{1}{2} \ln(x^2+1) \Big|_{-1}^3 = \frac{1}{2} \ln(5) = 0.805$$

$$\begin{aligned} 66. \int_0^2 \frac{e^x dx}{3+e^x} \\ u = 3+e^x \\ du = e^x dx \end{aligned}$$

$$\int_0^2 \frac{du}{u} = \ln u \Big|_0^2 = \ln(3+e^x) \Big|_0^2 = 0.954$$

67. Let $u = x^4 + 9$, $du = 4x^3 dx$.

$$\begin{aligned} \text{(a)} \int_0^1 \frac{x^3 dx}{\sqrt{x^4 + 9}} &= \int_9^{10} \frac{1}{4} u^{-1/2} du = \frac{1}{2} u^{1/2} \Big|_9^{10} \\ &= \frac{1}{2} \sqrt{10} - \frac{1}{2} \sqrt{9} \\ &= \frac{1}{2} \sqrt{10} - \frac{3}{2} \approx 0.081 \end{aligned}$$

$$\begin{aligned} \text{(b)} \int \frac{x^3}{x^4 + 9} dx &= \int \frac{1}{4} u^{-1/2} du \\ &= \frac{1}{2} u^{1/2} + C \\ &= \frac{1}{2} \sqrt{x^4 + 9} + C \end{aligned}$$

$$\begin{aligned} \int_0^1 \frac{x^3}{x^4 + 9} dx &= \frac{1}{2} \sqrt{x^4 + 9} \Big|_0^1 \\ &= \frac{1}{2} \sqrt{10} - \frac{1}{2} \sqrt{9} \\ &= \frac{1}{2} \sqrt{10} - \frac{3}{2} \approx 0.081 \end{aligned}$$

68. Let $u = 1 - \cos 3x$, $du = 3 \sin 3x dx$.

$$\begin{aligned} \text{(a)} \int_{\pi/6}^{\pi/3} (1 - \cos 3x) \sin 3x dx &= \int_1^2 \frac{1}{3} u du = \frac{1}{6} u^2 \Big|_1^2 \\ &= \frac{1}{6} (2)^2 - \frac{1}{6} (1)^2 = \frac{1}{2} \end{aligned}$$

$$\begin{aligned} \text{(b)} \int (1 - \cos 3x) \sin 3x dx &= \int \frac{1}{3} u du \\ &= \frac{1}{6} u^2 + C \\ &= \frac{1}{6} (1 - \cos 3x)^2 + C \\ \int_{\pi/6}^{\pi/3} (1 - \cos 3x) \sin 3x dx &= \frac{1}{6} (1 - \cos 3x)^2 \Big|_{\pi/6}^{\pi/3} \\ &= \frac{1}{6} (2)^2 - \frac{1}{6} (1)^2 = \frac{1}{2} \end{aligned}$$

69. We show that $f'(x) = \tan x$ and $f(3) = 5$, where

$$f(x) = \ln \left| \frac{\cos 3}{\cos x} \right| + 5.$$

$$\begin{aligned} f'(x) &= \frac{d}{dx} \left(\ln \left| \frac{\cos 3}{\cos x} \right| + 5 \right) \\ &= \frac{d}{dx} (\ln |\cos 3| - \ln |\cos x| + 5) \\ &= -\frac{d}{dx} \ln |\cos x| \\ &= -\frac{1}{\cos x} (-\sin x) = \tan x \end{aligned}$$

$$f(3) = \left| \frac{\cos 3}{\cos 3} \right| + 5 = (\ln 1) + 5 = 5$$

$$\begin{aligned} \text{70. } y &= \ln \left| \frac{\sin x}{\sin 2} \right| + 6 \\ u &= \sin x \quad v = \sin 2 \\ du &= \cos x dx \\ dy &= \frac{d}{dx} \left(\ln \left| \frac{u}{v} \right| + 6 \right) \\ dy &= \frac{d}{dx} (\ln |u| - \ln |v| + 6) \\ dy &= \frac{du}{u} - \frac{dv}{v} = \frac{\cos x}{\sin x} = \cot x \\ f(2) &= \cot(2) = 6 \end{aligned}$$

71. False. The interval of integration should change from $[0, \pi/4]$ to $[0, 1]$, resulting in a different numerical answer.

72. True. Using the substitution $u = f(x)$, $du = f'(x) dx$,

$$\begin{aligned} \text{we have } \int_a^b \frac{f'(x) dx}{f(x)} &= \int_{f(a)}^{f(b)} \frac{du}{u} = \ln u \Big|_{f(a)}^{f(b)} \\ &= \ln(f(b)) - \ln(f(a)) = \ln \left(\frac{f(b)}{f(a)} \right). \end{aligned}$$

73. D.

$$\text{74. E. } \int_0^2 e^{2x} dx = \frac{e^{2x}}{2} \Big|_0^2 = \frac{e^4 - 1}{2}$$

$$\begin{aligned} \text{75. B. } \int_3^5 F(x-a) dx &= F(5-a) - F(3-a) = 7 \\ \int_{3-a}^{5-a} F(x) dx &= F(5-a) - F(3-a) = 7 \end{aligned}$$

$$\begin{aligned} \text{76. A. } \frac{d}{dx} \sin x &= \cos x \\ \cos \left(-\frac{\pi}{2} \right) &= 0 \\ \cos(0) &= 1 \\ \cos \left(\frac{\pi}{2} \right) &= 0 \end{aligned}$$

77. (a) Let $u = x + 1$
 $du = dx$

$$\begin{aligned} \int \sqrt{x+1} dx &= \int u^{1/2} du \\ &= \frac{2}{3} u^{3/2} + C \\ &= \frac{2}{3} (x+1)^{3/2} + C \end{aligned}$$

$$\text{Alternatively, } \frac{d}{dx} \left(\frac{2}{3} (x+1)^{3/2} + C \right) = \sqrt{x+1}.$$

(b) By Part 1 of the Fundamental Theorem of Calculus,

$$\frac{dy_1}{dx} = \sqrt{x+1} \text{ and } \frac{dy_2}{dx} = \sqrt{x+1}, \text{ so both are}$$

antiderivatives of $\sqrt{x+1}$.

77. Continued

(c) Using NINT to find the values of y_1 and y_2 , we have:

x	0	1	2	3	4
y_1	0	1.219	2.797	4.667	6.787
y_2	-4.667	-3.448	-1.869	0	2.120
$y_1 - y_2$	4.667	4.667	4.667	4.667	4.667

$$C = 4\frac{2}{3}$$

(d) $C = y_1 - y_2$

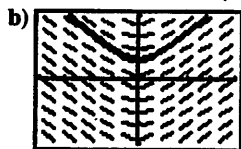
$$\begin{aligned} &= \int_0^x \sqrt{x+1} \, dx - \int_3^x \sqrt{x+1} \, dx \\ &= \int_0^x \sqrt{x+1} \, dx + \int_x^3 \sqrt{x+1} \, dx \\ &= \int_0^3 \sqrt{x+1} \, dx \end{aligned}$$

78. (a) $\frac{d}{dx}[F(x) + C]$ should equal $f(x)$.(b) The slope field should help you visualize the solution curve $y = F(x)$.(c) The graphs of $y_1 = F(x)$ and $y_2 = \int_0^x f(t) dt$ should differ only by a vertical shift C .(d) A table of values for $y_1 - y_2$ should show that $y_1 - y_2 = C$ for any value of x in the appropriate domain.(e) The graph of f should be the same as the graph of NDER of $F(x)$.(f) First, we need to find $F(x)$. Let $u = x^2 + 1$, $du = 2x \, dx$.

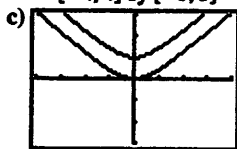
$$\begin{aligned} \int \frac{x}{\sqrt{x^2+1}} \, dx &= \int \frac{1}{2} u^{-1/2} \, du \\ &= u^{1/2} \\ &= \sqrt{x^2+1} + C \end{aligned}$$

Therefore, we may let $F(x) = \sqrt{x^2+1}$.

$$\begin{aligned} \text{a) } \frac{d}{dx}(\sqrt{x^2+1} + C) &= \frac{1}{2\sqrt{x^2+1}}(2x) \\ &= \frac{x}{\sqrt{x^2+1}} = f(x) \end{aligned}$$



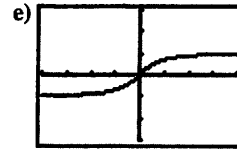
[-4, 4] by [-3, 3]



[-4, 4] by [-3, 3]

d)

x	0	1	2	3	4
y_1	1.000	1.414	2.236	3.162	4.123
y_2	0.000	0.414	1.236	2.162	3.123
$y_1 - y_2$	1	1	1	1	1



[-4, 4] by [-3, 3]

79. (a) $\int 2 \sin x \cos x \, dx = \int 2u \, du = u^2 + C = \sin^2 x + C$

(b) $\int 2 \sin x \cos x \, dx = -\int 2u \, du = -u^2 + C = -\cos^2 x + C$

(c) Since $\sin^2 x - (-\cos^2 x) = 1$, the two answers differ by a constant (accounted for in the constant of integration).

80. (a) $\int 2 \sec^2 x \tan x \, dx = \int 2u \, du = u^2 + C = \tan^2 x + C$

(b) $\int 2 \sec^2 x \tan x \, dx = \int 2u \, du = u^2 + C = \sec^2 x + C$

(c) Since $\sec^2 x - \tan^2 x = 1$, the two answers differ by a constant (accounted for in the constant of integration).

81. (a) $\int \frac{dx}{\sqrt{1-x^2}} = \int \frac{\cos u \, du}{\sqrt{1-\sin^2 u}} = \frac{\cos u \, du}{\sqrt{\cos^2 u}} = \int 1 \, du.$

(Note $\cos u > 0$, so $\sqrt{\cos^2 u} = |\cos u| = \cos u$.)

(b) $\int \frac{dx}{\sqrt{1-x^2}} = \int 1 \, du = u + C = \sin^{-1} x + C$

82. (a) $\int \frac{dx}{1+x^2} = \int \frac{\sec^2 u \, du}{1+\tan^2 u} = \int \frac{\sec^2 u \, du}{\sec^2 u} = \int 1 \, du$

(b) $\int \frac{dx}{1+x^2} = \int 1 \, du = u + C = \tan^{-1} x + C$

83. (a) $\int_0^{1/2} \frac{\sqrt{x} \, dx}{\sqrt{1-x}} = \int_{\sin^{-1}\sqrt{0}}^{\sin^{-1}\sqrt{1/2}} \frac{\sin y \cdot 2 \sin y \cos y \, dy}{\sqrt{1-\sin^2 y}}$
 $= \int_0^{\pi/4} \frac{2 \sin^2 y \cos y \, dy}{\cos y} = \int_0^{\pi/4} 2 \sin^2 y \, dy$

(b) $\int_0^{1/2} \frac{\sqrt{x} \, dx}{\sqrt{1-x}} = \int_0^{\pi/4} 2 \sin^2 y \, dy$
 $= \int_0^{\pi/4} (1 - \cos 2y) \, dy = [y - (1/2) \sin 2y]_0^{\pi/4}$
 $= (\pi - 2) / 4$

$$84. (a) \int_0^{\sqrt{3}} \frac{dx}{\sqrt{1+x^2}} = \int_{\tan^{-1}0}^{\tan^{-1}\sqrt{3}} \frac{\sec^2 u du}{\sqrt{1+\tan^2 u}}$$

$$= \int_0^{\pi/3} \frac{\sec^2 u du}{\sec u} = \int_0^{\pi/3} \sec u du$$

$$(b) \int_0^{\sqrt{3}} \frac{dx}{\sqrt{1+x^2}} = \int_0^{\pi/3} \sec u du = [\ln|\sec u + \tan u|]_0^{\pi/3}$$

$$= \ln(2+\sqrt{3}) - \ln(1+0) = \ln(2+\sqrt{3})$$

Section 6.3 Antidifferentiation by Parts (pp. 341–349)

Exploration 1 Choosing the Right u and dv

$$1. u = 1 \quad du = 0$$

$$dv = x \cos x \quad v = \int x \cos x dx$$

Using 1 for u is never a good idea because it places us back where we started.

$$2. u = x \cos x \quad du = \cos x - x \sin x$$

$$dv = dx \quad v = \int dx = x$$

The selection of $u = x \cos x$ will place a more difficult integral into $\int v du$.

$$3. u = \cos x \quad du = -\sin x$$

$$dv = x dx \quad v = \int x dx = x^2$$

The selection of $dv = x dx$ will place a more difficult integral into $\int v du$.

$$4. u = x \text{ and } dv = \cos x dx \text{ are good choices because the integral is simplified.}$$

Quick Review 6.3

$$1. \frac{dy}{dx} = (x^3)(\cos 2x)(2) + (\sin 2x)(3x^2)$$

$$= 2x^3 \cos 2x + 3x^2 \sin 2x$$

$$2. \frac{dy}{dx} = (e^{2x})\left(\frac{3}{3x+1}\right) + \ln(3x+1)(2e^{2x})$$

$$= \frac{3e^{2x}}{3x+1} + 2e^{2x} \ln(3x+1)$$

$$3. \frac{dy}{dx} = \frac{1}{1+(2x)^2} \cdot 2$$

$$= \frac{2}{1+4x^2}$$

$$4. \frac{dy}{dx} = \frac{1}{\sqrt{1-(x+3)^2}}$$

$$5. y = \tan^{-1} 3x$$

$$\tan y = 3x$$

$$x = \frac{1}{3} \tan y$$

$$6. y = \cos^{-1}(x+1)$$

$$\cos y = x+1$$

$$x = \cos y - 1$$

$$7. \int_0^1 \sin \pi x dx = -\frac{1}{\pi} \cos \pi x \Big|_0^1$$

$$= -\frac{1}{\pi} \cos \pi + \frac{1}{\pi} \cos 0$$

$$= -\frac{1}{\pi}(-1) + \frac{1}{\pi} = \frac{2}{\pi}$$

$$8. \frac{dy}{dx} = e^{2x}$$

$$dy = e^{2x} dx$$

Integrate both sides.

$$\int dy = \int e^{2x} dx$$

$$y = \frac{1}{2} e^{2x} + C$$

$$9. \frac{dy}{dx} = x + \sin x$$

$$dy = (x + \sin x) dx$$

Integrate both sides.

$$\int dy = \int (x + \sin x) dx$$

$$y = \frac{1}{2} x^2 - \cos x + C$$

$$y(0) = -1 + C = 2$$

$$C = 3$$

$$y = \frac{1}{2} x^2 - \cos x + 3$$

$$10. \frac{d}{dx} \left(\frac{1}{2} e^x (\sin x - \cos x) \right)$$

$$= \frac{1}{2} e^x (\cos x + \sin x) + (\sin x - \cos x) \frac{1}{2} e^x$$

$$= \frac{1}{2} e^x \cos x + \frac{1}{2} e^x \sin x + \frac{1}{2} e^x \sin x - \frac{1}{2} e^x \cos x$$

$$= e^x \sin x$$

Section 6.3 Exercises

$$1. \int x \sin x dx$$

$$dv = \sin x dx \quad v = \int \sin x dx = -\cos x$$

$$u = x \quad du = dx$$

$$-x \cos x - \int -\cos x dx = -x \cos x + \sin x + C$$

$$2. \int x e^x dx$$

$$dv = e^x dx \quad v = \int e^x dx = e^x$$

$$u = x \quad du = dx$$

$$x e^x - \int e^x dx = x e^x - e^x + C$$

3. $\int 3t e^{2t} dt$

$$dv = e^{2t} dt \quad v = \int e^{2t} dt = \frac{e^{2t}}{2}$$

$$u = 3t \quad du = 3 dt$$

$$3t \frac{e^{2t}}{2} - \int 3 \frac{e^{2t}}{2} dt = \frac{3}{2} t e^{2t} - \frac{3}{4} e^{2t} + C$$

4. $\int 2t \cos(3t) dt$

$$dv = \cos 3t dt \quad v = \int \cos(3t) dt = \frac{\sin 3t}{3}$$

$$u = 2t \quad du = 2 dt$$

$$2t \frac{\sin 3t}{3} - \int 2 \frac{\cos(3t)}{3} dt = \frac{2}{3} t \sin 3t - \frac{2}{9} \cos(3t) + C$$

5. $\int x^2 \cos x dx$

$$dv = \cos x dx \quad v = \int \cos x dx = \sin x$$

$$u = x^2 \quad du = 2x dx$$

$$x^2 \sin x - \int 2x \sin x dx$$

$$dv = \sin x dx \quad v = \int \sin x dx = -\cos x$$

$$u = 2x \quad du = 2 dx$$

$$x^2 \sin x + 2x \cos x - \int 2 \cos x dx$$

$$= x^2 \sin x + 2x \cos x - 2 \sin x + C$$

6. $\int x^2 e^{-x} dx$

$$dv = e^{-x} dx \quad v = \int e^{-x} dx = -e^{-x}$$

$$u = x^2 \quad du = 2x dx$$

$$-x^2 e^{-x} - \int -2x e^{-x} dx$$

$$dv = e^{-x} dx \quad v = \int e^{-x} dx = -e^{-x}$$

$$u = 2x \quad du = 2 dx$$

$$-x^2 e^{-x} - 2x e^{-x} - \int -2e^{-x} dx = -x^2 e^{-x} - 2x e^{-x} - 2e^{-x} + C$$

7. $\int 3x^2 e^{2x} dx$

$$dv = e^{2x} dx \quad v = \int e^{2x} dx = \frac{e^{2x}}{2}$$

$$u = 3x^2 \quad du = 6x dx$$

$$3x^2 \frac{e^{2x}}{2} - \int 6x \frac{e^{2x}}{2} dx = \frac{3}{2} x^2 e^{2x} - \int 3x e^{2x} dx$$

$$dv = e^{2x} dx \quad v = \int e^{2x} dx = \frac{e^{2x}}{2}$$

$$u = 3x \quad du = 3 dx$$

$$\frac{3}{2} x^2 e^{2x} - \frac{3}{2} x e^{2x} - \int 3 \frac{e^{2x}}{2} dx = \frac{3}{2} x^2 e^{2x} - \frac{3}{2} x e^{2x} + \frac{3}{4} e^{2x} + C$$

8. $\int x^2 \cos\left(\frac{x}{2}\right) dx$

$$dv = \cos\left(\frac{x}{2}\right) dx \quad v = \int \cos\left(\frac{x}{2}\right) dx = 2 \sin\left(\frac{x}{2}\right)$$

$$u = x^2 \quad du = 2x dx$$

$$2x^2 \sin\left(\frac{x}{2}\right) - \int 4x \sin\left(\frac{x}{2}\right) dx$$

$$dv = \sin\left(\frac{x}{2}\right) dx \quad v = \int \sin\left(\frac{x}{2}\right) dx = -2 \cos\left(\frac{x}{2}\right)$$

$$u = 4x \quad du = 4 dx$$

$$2x^2 \sin\left(\frac{x}{2}\right) + 8x \cos\left(\frac{x}{2}\right)$$

$$- \int 8 \cos\left(\frac{x}{2}\right) dx = 2x^2 \sin\left(\frac{x}{2}\right) + 8x \cos\left(\frac{x}{2}\right) - 16 \sin\left(\frac{x}{2}\right) + C$$

9. $\int y \ln y dy$

$$dv = y dy \quad v = \int y dy = \frac{y^2}{2}$$

$$u = \ln y \quad du = \frac{1}{y} dy$$

$$\frac{1}{2} y^2 \ln y - \int \frac{y^2}{2} \frac{1}{y} dy = \frac{1}{2} y^2 \ln y - \frac{y^2}{4} + C$$

10. $\int t^2 \ln t dt$

$$dv = t^2 dt \quad v = \int t^2 dt = \frac{t^3}{3}$$

$$u = \ln t \quad du = \frac{1}{t} dt$$

$$\frac{1}{3} t^3 \ln t - \int \frac{t^3}{3} \frac{1}{t} dt = \frac{1}{3} t^3 \ln t - \frac{t^3}{9} + C$$

11. $\int dy = \int ((x+2)\sin x) dx$

$$dv = \sin x dx \quad v = \int \sin x dx = -\cos x$$

$$u = x+2 \quad du = dx$$

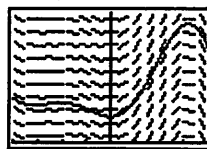
$$-(x+2)\cos x - \int -\cos x dx = -(x+2)\cos x + \sin x + C$$

$$2 = -(0+2)\cos(0) + \sin(0) + C$$

$$2 = -2 + C$$

$$C = 4$$

$$y = -(x+2)\cos x + \sin x + 4$$



[-4, 4] by [0, 10]

12. $\int dy = \int 2xe^{-x} dx$

$$dv = e^{-x} \quad v = \int e^{-x} dx = -e^{-x}$$

$$u = 2x \quad du = 2 dx$$

$$-2xe^{-x} - \int -2e^{-x} dx = -2xe^{-x} - 2e^{-x} + C$$

$$3 = -2(0)e^{(-0)} - 2e^{(-0)} + C$$

$$5 = C$$

$$y = -2xe^{-x} - 2e^{-x} + 5$$



[-2, 4] by [0, 10]

13. $\int du = \int x \sec^2 x dx$

$$dv = \int \sec^2 x dx \quad v = \int \sec^2 x dx = \tan x$$

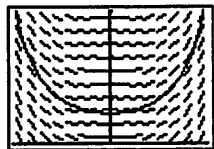
$$w = x \quad dw = dx$$

$$x \tan x - \int \tan x dx = x \tan x + \ln |\cos x| + C$$

$$1 = 0 \tan(0) + \ln |\cos(0)| + C$$

$$C = 1$$

$$u = x \tan(x) + \ln |\cos(x)| + 1$$



[-1.2, 1.2] by [0, 3]

14. $\int dz = \int x^3 \ln x dx$

$$dv = x^3 \quad v = \int x^3 dx = \frac{x^4}{4}$$

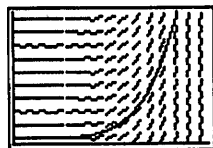
$$u = \ln x \quad du = \frac{1}{x} dx$$

$$\frac{x^4}{4} \ln x - \int \frac{x^4}{4} \frac{1}{x} dx = \frac{x^4}{4} \ln x - \frac{x^4}{16} + C$$

$$5 = \frac{(1)^4}{4} \ln(1) - \frac{(1)^4}{16} + C$$

$$C = \frac{81}{16}$$

$$z = \frac{x^4}{4} \ln x - \frac{x^4}{16} + \frac{81}{16}$$



[0, 5] by [0, 100]

15. $\int dy = \int x\sqrt{x-1} dx$

$$dv = (x-1)^{1/2} \quad v = \int (x-1)^{1/2} dx = \frac{2}{3}(x-1)^{3/2}$$

$$u = x \quad du = dx$$

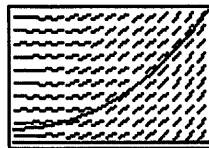
$$\frac{2}{3}x(x-1)^{3/2} - \int \frac{2}{3}(x-1)^{3/2} dx$$

$$= \frac{2}{3}x(x-1)^{3/2} - \frac{4}{15}(x-1)^{5/2} + C$$

$$2 = \frac{2}{3}(1)(1-1)^{3/2} - \frac{4}{15}(1-1)^{5/2} + C$$

$$C = 2$$

$$y = \frac{2}{3}x(x-1)^{3/2} - \frac{4}{15}(x-1)^{5/2} + 2$$



[1, 5] by [0, 20]

16. $\int dy = \int 2x\sqrt{x+2} dx$

$$dv = (x+2)^{1/2} \quad v = \int (x+2)^{1/2} dx = \frac{2}{3}(x+2)^{3/2}$$

$$u = 2x \quad du = 2 dx$$

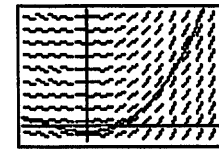
$$\frac{4}{3}x(x+2)^{3/2} - \int \frac{4}{3}(x+2)^{3/2} dx$$

$$= \frac{4}{3}x(x+2)^{3/2} - \frac{8}{15}(x+2)^{5/2} + C$$

$$0 = \frac{4}{3}(-1)(-1+2)^{3/2} - \frac{8}{15}(1+2)^{5/2} + C$$

$$C = \frac{28}{15}$$

$$y = \frac{4}{3}x(x+2)^{3/2} - \frac{8}{15}(x+2)^{5/2} + \frac{28}{15}$$



[-2, 4] by [-3, 25]

17. $\int e^x \sin x dx$

$$dv = e^x dx \quad v = \int e^x dx = e^x$$

$$u = \sin x \quad du = \cos x dx$$

$$e^x \sin x - \int e^x \cos x dx$$

$$dv = e^x dx \quad v = \int e^x dx = e^x$$

$$u = \cos x \quad du = -\sin x dx$$

$$\int e^x \sin x dx = e^x \sin x - (e^x \cos x - \int -e^x \sin x dx)$$

$$\int e^x \sin x dx = \frac{e^x}{2}(\sin x - \cos x) + C$$

18. $\int e^{-x} \cos x \, dx$

$$\begin{aligned}
 dv &= \cos x \, dx & v &= \int \cos x \, dx = \sin x \\
 u &= e^{-x} & du &= -e^{-x} \, dx \\
 e^{-x} \sin x - \int -e^{-x} \sin x \, dx \\
 dv &= \sin x \, dx & v &= \int \sin x \, dx = -\cos x \\
 u &= e^{-x} & du &= -e^{-x} \, dx \\
 \int e^{-x} \cos x \, dx &= e^{-x} \sin x - (e^{-x} \cos x - \int -e^{-x} \cos x \, dx) \\
 \int e^{-x} \cos x \, dx &= \frac{e^{-x}}{2} (\sin x - \cos x) + C
 \end{aligned}$$

19. $\int e^x \cos 2x \, dx$

$$\begin{aligned}
 dv &= \cos 2x \, dx & v &= \int \cos 2x \, dx = 2 \sin 2x \\
 u &= e^x & du &= e^x \, dx \\
 2e^x \sin 2x - \int 2 \sin 2x \, e^x \, dx \\
 dv &= 2 \sin 2x & v &= \int 2 \sin 2x \, dx = -4 \cos 2x \\
 u &= e^x & du &= e^x \, dx \\
 \int e^x \cos 2x \, dx &= 2e^x \sin 2x - (-4e^x \cos 2x - \int -e^x \, dx \, 4 \cos 2x \, dx) \\
 \int e^x \cos 2x \, dx &= \frac{e^x}{5} (2 \sin 2x + \cos 2x) + C
 \end{aligned}$$

20. $\int e^{-x} \sin 2x \, dx$

$$\begin{aligned}
 dv &= \sin 2x \, dx & v &= \int \sin 2x \, dx = -2 \cos 2x \\
 u &= e^{-x} & du &= -e^{-x} \, dx \\
 -2e^{-x} \cos 2x - \int 2e^{-x} \cos 2x \, dx \\
 dv &= \cos 2x \, dx & v &= \int \cos 2x \, dx = 2 \sin x \\
 u &= e^{-x} & du &= -e^{-x} \, dx \\
 \int e^{-x} \sin 2x \, dx &= -2e^{-x} \cos 2x \\
 &\quad - (2e^{-x} \sin x - \int -2e^{-x} \sin x \, dx) \\
 \int e^{-x} \sin 2x \, dx &= -\frac{e^{-x}}{5} (2 \cos 2x + \sin 2x) + C
 \end{aligned}$$

21. Use tabular integration with $f(x) = x^4$ and $g(x) = e^{-x}$.

$f(x)$ and its derivatives	$g(x)$ and its integrals
x^4	e^{-x}
$4x^3$	$-e^{-x}$
$12x^2$	e^{-x}
$24x$	$-e^{-x}$
24	e^{-x}
0	$-e^{-x}$

$$\begin{aligned}
 \int x^4 e^{-x} \, dx &= -x^4 e^{-x} - 4x^3 e^{-x} - 12x^2 e^{-x} - 24x e^{-x} - 24e^{-x} + C \\
 &= -(x^4 + 4x^3 + 12x^2 + 24x + 24)e^{-x} + C
 \end{aligned}$$

22. Let $u = x^2 - 5x$ $dv = e^x \, dx$

$$\begin{aligned}
 du &= (2x - 5) \, dx & v &= e^x \\
 \int (x^2 - 5x) e^x \, dx &= (x^2 - 5x) e^x - \int e^x (2x - 5) \, dx
 \end{aligned}$$

Let $u = 2x - 5$ $dv = e^x \, dx$

$$\begin{aligned}
 du &= 2 \, dx & v &= e^x \\
 (x^2 - 5x) e^x - \int e^x (2x - 5) \, dx &= (x^2 - 5x) e^x - (2x - 5) e^x + \int 2e^x \, dx \\
 &= (x^2 - 5x) e^x - (2x - 5) e^x + 2e^x + C \\
 &= (x^2 - 7x + 7) e^x + C
 \end{aligned}$$

23. Use tabular integration with $f(x) = x^3$ and $g(x) = e^{-2x}$.

$f(x)$ and its derivatives	$g(x)$ and its integrals
x^3	e^{-2x}
$3x^2$	$-\frac{1}{2} e^{-2x}$
$6x$	$\frac{1}{4} e^{-2x}$
6	$-\frac{1}{8} e^{-2x}$
0	$\frac{1}{16} e^{-2x}$

$$\begin{aligned}
 \int x^3 e^{-2x} \, dx &= -\frac{1}{2} x^3 e^{-2x} - \frac{3}{4} x^2 e^{-2x} - \frac{3}{4} x e^{-2x} - \frac{3}{8} e^{-2x} + C \\
 &= -\left(\frac{x^3}{2} + \frac{3x^2}{4} + \frac{3x}{4} + \frac{3}{8} \right) e^{-2x} + C
 \end{aligned}$$

24. Use tabular integration with $f(x) = x^3$ and $g(x) = \cos 2x$.

$f(x)$ and its derivatives	$g(x)$ and its integrals
x^3	$\cos 2x$
$3x^2$	$\frac{1}{2} \sin 2x$
$6x$	$-\frac{1}{4} \cos 2x$
6	$-\frac{1}{8} \sin 2x$
0	$-\frac{1}{16} \cos 2x$

$$\frac{x^3}{2} \sin 2x + \frac{3x^2}{2} \cos 2x - \frac{3x}{4} \sin 2x - \frac{3}{8} \cos 2x + C$$

25. Use tabular integration with $f(x) = x^2$ and $g(x) = \sin 2x$.

$f(x)$ and its derivatives	$g(x)$ and its integrals
x^2	$\sin 2x$
$2x$	$-\frac{1}{2} \cos 2x$
2	$-\frac{1}{4} \sin 2x$
0	$\frac{1}{8} \cos 2x$

$$\int x^2 \sin 2x \, dx = -\frac{1}{2}x^2 \cos 2x + \frac{1}{2}x \sin 2x + \frac{1}{4} \cos 2x + C$$

$$= \left(\frac{1-2x^2}{4} \right) \cos 2x + \frac{x}{2} \sin 2x + C$$

$$\int_0^{\pi/2} x^2 \sin 2x \, dx = \left[\left(\frac{1-2x^2}{4} \right) \cos 2x + \frac{x}{2} \sin 2x \right]_0^{\pi/2}$$

$$= \left(\frac{1-2\left(\frac{\pi}{2}\right)^2}{4} \right) (-1) + 0 - \left(\frac{1}{4} \right) (1) - 0$$

$$= \frac{\pi^2}{8} - \frac{1}{2} \approx 0.734$$

Check: NINT $\left(x^2 \sin 2x, x, 0, \frac{\pi}{2} \right) \approx 0.734$

26. Use tabular integration with $f(x) = x^3$ and $g(x) = \cos 2x$.

$f(x)$ and its derivatives	$g(x)$ and its integrals
x^3	$\cos 2x$
$3x^2$	$\frac{1}{2} \sin 2x$
$6x$	$-\frac{1}{4} \cos 2x$
6	$-\frac{1}{8} \sin 2x$
0	$\frac{1}{16} \cos 2x$

$$\int x^3 \cos 2x \, dx = \frac{1}{2}x^3 \sin 2x + \frac{3}{4}x^2 \cos 2x - \frac{3}{4}x \sin 2x - \frac{3}{8} \cos 2x$$

$$= \left(\frac{x^3}{2} - \frac{3x}{4} \right) \sin 2x + \left(\frac{3x^2}{4} - \frac{3}{8} \right) \cos 2x + C$$

$$\int_0^{\pi/2} x^3 \cos 2x \, dx = \left[\left(\frac{x^3}{2} - \frac{3x}{4} \right) \sin 2x + \left(\frac{3x^2}{4} - \frac{3}{8} \right) \cos 2x \right]_0^{\pi/2}$$

$$= 0 + \left(\frac{3\pi^2}{16} - \frac{3}{8} \right) (-1) - 0 - \left(-\frac{3}{8} \right) (1)$$

$$= \frac{3}{4} - \frac{3\pi^2}{16} \approx -1.101$$

Check: NINT $\left(x^3 \cos 2x, x, 0, \frac{\pi}{2} \right) \approx -1.101$

27. Let $u = e^{2x}$ $dv = \cos 3x \, dx$

$$du = 2e^{2x} \, dx \quad v = \frac{1}{3} \sin 3x$$

$$\int e^{2x} \cos 3x \, dx = (e^{2x}) \left(\frac{1}{3} \sin 3x \right) - \int \left(\frac{1}{3} \sin 3x \right) (2e^{2x} \, dx)$$

$$= \frac{1}{3} e^{2x} \sin 3x - \frac{2}{3} \int e^{2x} \sin 3x \, dx$$

Let $u = e^{2x}$ $dv = \sin 3x \, dx$

$$du = 2e^{2x} \, dx \quad v = -\frac{1}{3} \cos 3x$$

$$\int e^{2x} \cos 3x \, dx = \frac{1}{3} e^{2x} \sin 3x - \frac{2}{3} \left[(e^{2x}) \left(-\frac{1}{3} \cos 3x \right) - \int \left(-\frac{1}{3} \cos 3x \right) (2e^{2x} \, dx) \right]$$

$$= \frac{1}{9} e^{2x} (3 \sin 3x + 2 \cos 3x) - \frac{4}{9} \int e^{2x} \cos 3x \, dx$$

$$\frac{13}{9} \int e^{2x} \cos 3x \, dx = \frac{1}{9} e^{2x} (3 \sin 3x + 2 \cos 3x)$$

$$\int e^{2x} \cos 3x \, dx = \frac{1}{13} e^{2x} (3 \sin 3x + 2 \cos 3x)$$

$$\int_{-2}^3 e^{2x} \cos 3x \, dx = \left[\frac{1}{13} e^{2x} (3 \sin 3x + 2 \cos 3x) \right]_{-2}^3$$

$$= \frac{1}{13} [e^6 (3 \sin 9 + 2 \cos 9) - e^{-4} (3 \sin(-6) + 2 \cos(-6))]$$

$$= \frac{1}{13} [e^6 (2 \cos 9 + 3 \sin 9) - e^{-4} (2 \cos 6 - 3 \sin 6)]$$

$$\approx -18.186$$

Check: NINT $\left(e^{2x} \cos 3x, x, -2, 3 \right) \approx -18.186$

28. Let $u = e^{-2x}$ $dv = \sin 2x \, dx$

$$du = -2e^{-2x} \, dx \quad v = -\frac{1}{2} \cos 2x$$

$$\int e^{-2x} \sin 2x \, dx = (e^{-2x}) \left(-\frac{1}{2} \cos 2x \right) - \int \left(-\frac{1}{2} \cos 2x \right) (-2e^{-2x} \, dx)$$

$$= -\frac{1}{2} e^{-2x} \cos 2x - \int e^{-2x} \cos 2x \, dx$$

28. Continued

$$\text{Let } u = e^{-2x} \quad dv = \cos 2x \, dx$$

$$du = -2e^{-2x} \quad v = \frac{1}{2} \sin 2x$$

$$\begin{aligned} \int e^{-2x} \sin 2x \, dx &= -\frac{1}{2} e^{-2x} \cos 2x - \left[(e^{-2x}) \left(\frac{1}{2} \sin 2x \right) \right. \\ &\quad \left. - \int \left(\frac{1}{2} \sin 2x \right) (-2e^{-2x} \, dx) \right] \\ &= -\frac{1}{2} e^{-2x} (\cos 2x + \sin 2x) - \int e^{-2x} \sin 2x \, dx \end{aligned}$$

$$2 \int e^{-2x} \sin 2x \, dx = -\frac{1}{2} e^{-2x} (\cos 2x + \sin 2x) + C$$

$$\int e^{-2x} \sin 2x \, dx = -\frac{e^{-2x}}{4} (\cos 2x + \sin 2x) + C$$

$$\begin{aligned} \int_{-3}^2 e^{-2x} \sin 2x \, dx &= \left[-\frac{e^{-2x}}{4} (\cos 2x + \sin 2x) \right]_{-3}^2 \\ &= -\frac{e^{-4}}{4} (\cos 4 + \sin 4) \\ &\quad + \frac{e^6}{4} [\cos(-6) + \sin(-6)] \\ &= -\frac{e^{-4}}{4} (\cos 4 + \sin 4) \\ &\quad + \frac{e^6}{4} (\cos 6 - \sin 6) \\ &\approx 125.028 \end{aligned}$$

$$\text{Check: NINT} \left(e^{-2x} \sin 2x, x, -3, 2 \right) \approx 125.028$$

$$29. y = \int x^2 e^{4x} \, dx$$

$$\text{Let } u = x^2 \quad dv = e^{4x} \, dx$$

$$du = 2x \, dx \quad v = \frac{1}{4} e^{4x}$$

$$\begin{aligned} y &= (x^2) \left(\frac{1}{4} e^{4x} \right) - \int \left(\frac{1}{4} e^{4x} \right) (2x \, dx) \\ &= \frac{1}{4} x^2 e^{4x} - \frac{1}{2} \int x e^{4x} \, dx \end{aligned}$$

$$\text{Let } u = x \quad dv = e^{4x} \, dx$$

$$du = dx \quad v = \frac{1}{4} e^{4x}$$

$$y = \frac{1}{4} x^2 e^{4x} - \frac{1}{2} \left[(x) \left(\frac{1}{4} e^{4x} \right) - \int \left(\frac{1}{4} e^{4x} \right) dx \right]$$

$$y = \frac{1}{4} x^2 e^{4x} - \frac{1}{8} x e^{4x} + \frac{1}{32} e^{4x} + C$$

$$y = \left(\frac{x^2}{4} - \frac{x}{8} + \frac{1}{32} \right) e^{4x} + C$$

$$30. y = \int x^2 \ln x \, dx$$

$$\text{Let } u = \ln x \quad dv = x^2 \, dx$$

$$du = \frac{1}{x} \, dx \quad v = \frac{1}{3} x^3$$

$$y = (\ln x) \left(\frac{1}{3} x^3 \right) - \int \left(\frac{1}{3} x^3 \right) \left(\frac{1}{x} \, dx \right)$$

$$y = \frac{1}{3} x^3 \ln x - \frac{1}{3} \int x^2 \, dx$$

$$y = \frac{1}{3} x^3 \ln x - \frac{1}{9} x^3 + C$$

$$31. y = \int \theta \sec^{-1} \theta \, d\theta$$

$$\text{Let } u = \sec^{-1} \theta \quad dv = \theta \, d\theta$$

$$du = \frac{1}{\theta \sqrt{\theta^2 - 1}} \, d\theta \quad v = \frac{1}{2} \theta^2$$

Note that we are told $\theta > 1$, so no absolute value is needed in the expression for du .

$$y = (\sec^{-1} \theta) \left(\frac{1}{2} \theta^2 \right) - \int \left(\frac{1}{2} \theta^2 \right) \left(\frac{1}{\theta \sqrt{\theta^2 - 1}} \, d\theta \right)$$

$$y = \frac{\theta^2}{2} \sec^{-1} \theta - \frac{1}{4} \int \frac{2|\theta| \, d\theta}{\sqrt{\theta^2 - 1}}$$

$$\text{Let } w = \theta^2 - 1, \, dw = 2\theta \, d\theta$$

$$y = \frac{\theta^2}{2} \sec^{-1} \theta - \frac{1}{4} \int w^{-1/2} \, dw$$

$$y = \frac{\theta^2}{2} \sec^{-1} \theta - \frac{1}{2} w^{1/2} + C$$

$$y = \frac{\theta^2}{2} \sec^{-1} \theta - \frac{1}{2} \sqrt{\theta^2 - 1} + C$$

$$32. y = \int \theta \sec \theta \tan \theta \, d\theta$$

$$\text{Let } u = \theta \quad dv = \sec \theta \tan \theta \, d\theta$$

$$du = d\theta \quad v = \sec \theta$$

$$y = \theta \sec \theta - \int \sec \theta \, d\theta$$

$$y = \theta \sec \theta - \ln |\sec \theta + \tan \theta| + C$$

Note: In the last step, we used the result of Exercise 29 in Section 6.2.

$$33. \text{ Let } u = x \quad dv = \sin x \, dx$$

$$du = dx \quad v = -\cos x$$

$$\int x \sin x \, dx = -x \cos x + \int \cos x \, dx$$

$$= -x \cos x + \sin x + C$$

$$(a) \int_0^\pi |x \sin x| \, dx = \int_0^\pi x \sin x \, dx$$

$$\begin{aligned} &= [-x \cos x + \sin x]_0^\pi \\ &= -\pi(-1) + 0 + 0(1) - 0 \\ &= \pi \end{aligned}$$

33. Continued

$$\begin{aligned} \text{(b)} \int_{\pi}^{2\pi} |x \sin x| dx &= -\int_{\pi}^{2\pi} x \sin x dx \\ &= [x \cos x - \sin x]_{\pi}^{2\pi} \\ &= 2\pi(1) - 0 - \pi(-1) + 0 \\ &= 3\pi \end{aligned}$$

$$\begin{aligned} \text{(c)} \int_{\pi}^{2\pi} |x \sin x| dx &= \int_0^{\pi} |x \sin x| dx + \int_{\pi}^{2\pi} |x \sin x| dx \\ &= \pi + 3\pi = 4\pi \end{aligned}$$

34. We begin by evaluating $\int (x^2 + x + 1)e^{-x} dx$.

$$\text{Let } u = x^2 + x + 1 \quad dv = e^{-x} dx$$

$$du = (2x + 1) dx \quad v = -e^{-x}$$

$$\int (x^2 + x + 1)e^{-x} dx$$

$$= -(x^2 + x + 1)e^{-x} + \int (2x + 1)e^{-x} dx$$

$$\text{Let } u = 2x + 1 \quad dv = e^{-x} dx$$

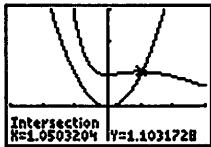
$$du = 2 dx \quad v = -e^{-x}$$

$$\int (x^2 + x + 1)e^{-x} dx$$

$$= -(x^2 + x + 1)e^{-x} - (2x + 1)e^{-x} + \int 2e^{-x} dx$$

$$= -(x^2 + x + 1)e^{-x} - (2x + 1)e^{-x} - 2e^{-x} + C$$

$$= -(x^2 + 3x + 4)e^{-x} + C$$



$[-3, 3]$ by $[-3, 3]$

The graph shows that the two curves intersect at $x = k$, where $k \approx 1.050$. The area we seek is

$$\int_0^k (x^2 + x + 1)e^{-x} - \int_0^k x^2 dx$$

$$= \left[-(x^2 + 3x + 4)e^{-x} \right]_0^k - \left[\frac{1}{3}x^3 \right]_0^k$$

$$\approx (-2.888 + 4) - (0.386 - 0)$$

$$\approx 0.726$$

35. First, we evaluate $\int e^{-t} \cos t dt$.

$$\text{Let } u = e^{-t} \quad dv = \cos t dt$$

$$du = -e^{-t} dt \quad v = \sin t$$

$$\int e^{-t} \cos t dt = e^{-t} \sin t + \int \sin t e^{-t} dt$$

$$\text{Let } u = e^{-t} \quad dv = \sin t dt$$

$$du = -e^{-t} dt \quad v = -\cos t$$

$$\int e^{-t} \cos t dt = e^{-t} \sin t - e^{-t} \cos t - \int e^{-t} \cos t dt$$

$$2 \int e^{-t} \cos t dt = e^{-t} (\sin t - \cos t) + C$$

$$\int e^{-t} \cos t dt = \frac{1}{2} e^{-t} (\sin t - \cos t) + C$$

Now we find the average value of $y = 2e^{-t} \cos t$ for $0 \leq t \leq 2\pi$.

$$\begin{aligned} \text{Average value} &= \frac{1}{2\pi} \int_0^{2\pi} 2e^{-t} \cos t dt \\ &= \frac{1}{\pi} \int_0^{2\pi} e^{-t} \cos t dt \\ &= \frac{1}{2\pi} e^{-t} (\sin t - \cos t) \Big|_0^{2\pi} \\ &= \frac{1}{2\pi} [e^{-2\pi}(-1) - e^0(-1)] \\ &= \frac{1 - e^{-2\pi}}{2\pi} \approx 0.159 \end{aligned}$$

36. True. Use parts, letting $u = x$, $dv = g(x)dx$, and $v = f(x)$.

37. True. Use parts, letting $u = x^2$, $dv = g(x)dx$, and $v = f(x)$.

$$38. \text{B. } \int x^2 \cos x dx = x^2 \sin x + 2x \cos x - 2 \sin x + C$$

See problem 5.

$$\int 2x \sin x dx = -2x \cos x + 2 \sin x + C$$

See problem 1.

$$h(x) = x^2 \sin x + C$$

$$39. \text{B. } \int x \sin(5x) dx$$

$$dv = \sin(5x) dx \quad v = \int \sin(5x) dx = -\frac{1}{5} \cos 5x$$

$$u = x \quad du = dx$$

$$-\frac{1}{5} x \cos(5x) - \int -\frac{1}{5} \cos(5x) dx = -\frac{1}{5} x \cos x$$

$$+ \frac{1}{25} \sin(5x)$$

$$40. \text{C. } \int x \csc^2 x dx$$

$$dv = \csc^2 x dx \quad v = \int \csc^2 x dx = -\cot x$$

$$u = x \quad du = dx$$

$$-x \cot x - \int -\cot x dx = -x \cot x + \ln |\sin x| + C$$

$$41. \text{C. } \int dy = \int 4x \ln x dx$$

$$dv = 4x dx \quad v = \int 4x dx = 2x^2$$

$$u = \ln x \quad du = \frac{1}{x} dx$$

$$2x^2 \ln x - \int 2x^2 \frac{1}{x} dx = 2x^2 \ln x - x^2 + C$$

$$42. \text{(a) Let } u = x \quad dv = e^x dx$$

$$du = dx \quad v = e^x$$

$$\int x e^x dx = x e^x - \int e^x dx$$

$$= x e^x - e^x + C$$

$$= (x - 1)e^x + C$$

(b) Using the result from part (a):

$$\text{Let } u = x^2 \quad dv = e^x dx$$

$$du = 2x dx \quad v = e^x$$

$$\int x^2 e^x dx = x^2 e^x - \int 2x e^x dx$$

$$= x^2 e^x - 2(x - 1)e^x + C$$

$$= (x^2 - 2x + 2)e^x + C$$

42. Continued

(c) Using the result from part (b):

$$\begin{aligned} \text{Let } u &= x^3 & dv &= e^x dx \\ du &= 3x^2 dx & v &= e^x \\ \int x^3 e^x dx &= x^3 e^x - \int 3x^2 e^x dx \\ &= x^3 e^x - 3(x^2 - 2x + 2)e^x + C \\ &= (x^3 - 3x^2 + 6x - 6)e^x + C \end{aligned}$$

$$\begin{aligned} \text{(d)} \quad & \left[x^n - \frac{d}{dx} x^n + \frac{d}{dx^2} x^n - \dots + (-1)^n \frac{d^n}{dx^n} x^n \right] e^x + C \\ \text{or} \quad & \left[x^n - nx^{n-1} + n(n-1)x^{n-2} - \dots + (-1)^{n-1}(n!)x + (-1)^n(n!) \right] e^x + C \end{aligned}$$

(e) Use mathematical induction or argue based on tabular integration.

Alternately, show that the derivative of the answer to part (d) is $x^n e^x$:

$$\begin{aligned} & \frac{d}{dx} \left[\left(x^n - nx^{n-1} + n(n-1)x^{n-2} - \dots + (-1)^{n-1}(n!)x + (-1)^n(n!) \right) e^x + C \right] \\ &= \left[x^n - nx^{n-1} + n(n-1)x^{n-2} - \dots + (-1)^{n-1}(n!)x + (-1)^n(n!) \right] e^x + \\ & \quad e^x \frac{d}{dx} \left[x^n - nx^{n-1} + n(n-1)x^{n-2} - \dots + (-1)^{n-1}(n!)x + (-1)^n(n!) \right] \\ &= \left[x^n - nx^{n-1} + n(n-1)x^{n-2} - \dots + (-1)^{n-1}(n!)x + (-1)^n(n!) \right] e^x \\ & \quad + \left[nx^{n-1} - n(n-1)x^{n-2} + n(n-1)(n-2)x^{n-3} - \dots + (-1)^{n-1}(n!) \right] e^x \\ &= x^n e^x \end{aligned}$$

43. Let $w = \sqrt{x}$. Then $dw = \frac{dx}{2\sqrt{x}}$, so $dx = 2\sqrt{x} dw = 2w dw$.

$$\begin{aligned} \int \sin \sqrt{x} dx &= \int (\sin w)(2w dw) = 2 \int w \sin w dw \\ \text{Let } u &= w & dv &= \sin w dw \\ du &= dw & v &= -\cos w \\ \int w \sin w dw &= -w \cos w + \int \cos w dw \\ &= -w \cos w + \sin w + C \\ \int \sin \sqrt{x} dx &= 2 \int w \sin w dw \\ &= -2w \cos w + 2 \sin w + C \\ &= -2\sqrt{x} \cos \sqrt{x} + 2 \sin \sqrt{x} + C \end{aligned}$$

44. Let $w = \sqrt{3x+9}$. Then $dw = \frac{1}{2\sqrt{3x+9}}(3) dx$, so

$$\begin{aligned} dx &= \frac{2}{3}\sqrt{3x+9} dw = \frac{2}{3} w dw. \\ \int e^{\sqrt{3x+9}} dw &= \int (e^w) \left(\frac{2}{3} w dw \right) = \frac{2}{3} \int w e^w dw \end{aligned}$$

$$\begin{aligned} \text{Let } u &= w & dv &= e^w dw \\ du &= dw & v &= e^w \\ \int w e^w dw &= w e^w - \int e^w dw \\ &= w e^w - e^w \\ &= (w-1)e^w \\ \int e^{\sqrt{3x+9}} dx &= \frac{2}{3} \int w e^w dw \\ &= \frac{2}{3} (w-1)e^w \\ &= \frac{2}{3} (\sqrt{3x+9}-1)e^{\sqrt{3x+9}} + C \end{aligned}$$

45. Let $w = x^2$. Then $dw = 2x dx$.

$$\int x^7 e^{x^2} dx = \int (x^2)^3 e^{x^2} x dx = \frac{1}{2} \int w^3 e^w dw.$$

Use tabular integration with $f(x) = w^3$ and $g(w) = e^w$.

$f(w)$ and its derivatives	$g(w)$ and its integrals
w^3	e^w
$3w^2$	e^w
$6w$	e^w
6	e^w
0	e^w

$$\begin{aligned} \int w^3 e^w dw &= w^3 e^w - 3w^2 e^w + 6w e^w - 6e^w + C \\ &= (w^3 - 3w^2 + 6w - 6)e^w + C \\ \int x^7 e^{x^2} dx &= \frac{1}{2} \int w^3 e^w dw \\ &= \frac{1}{2} (w^3 - 3w^2 + 6w - 6)e^w + C \\ &= \frac{(x^6 - 3x^4 + 6x^2 - 6)e^{x^2}}{2} + C \end{aligned}$$

46. Let $y = \ln r$. Then $dy = \frac{1}{r} dr$, and so $dr = r dy = e^y dy$.

Using the result of Exercise 13, we have:

$$\begin{aligned} \int \sin(\ln r) dr &= \int (\sin y) e^y dy \\ &= \frac{1}{2} e^y (\sin y - \cos y) + C \\ &= \frac{1}{2} e^{\ln r} [\sin(\ln r) - \cos(\ln r)] + C \\ &= \frac{r}{2} [\sin(\ln r) - \cos(\ln r)] + C \end{aligned}$$

47. Let $u = x^n$ $dv = \cos x dx$

$$\begin{aligned} du &= nx^{n-1} dx & v &= \sin x \\ \int x^n \cos x dx &= x^n \sin x - \int (\sin x)(nx^{n-1} dx) \\ &= x^n \sin x - n \int x^{n-1} \sin x dx \end{aligned}$$

48. Let $u = x^n$ $dv = \sin x \, dx$

$$du = nx^{n-1} dx \quad v = -\cos x$$

$$\begin{aligned} \int n^x \sin x \, dx &= (x^n)(-\cos x) - \int (-\cos x)(nx^{n-1}) \, dx \\ &= -x^n \cos x + n \int x^{n-1} \cos x \, dx \end{aligned}$$

49. Let $u = x^n$ $dv = e^{ax} \, dx$

$$du = nx^{n-1} dx \quad v = \frac{1}{a} e^{ax}$$

$$\begin{aligned} \int x^n e^{ax} \, dx &= (x^n) \left(\frac{1}{a} e^{ax} \right) - \int \left(\frac{1}{a} e^{ax} \right) (nx^{n-1}) \, dx \\ &= \frac{x^n e^{ax}}{a} - \frac{n}{a} \int x^{n-1} e^{ax} \, dx, \quad a \neq 0 \end{aligned}$$

50. Let $u = (\ln x)^n$ $dv = dx$

$$du = \frac{n(\ln x)^{n-1}}{x} dx \quad v = x$$

$$\begin{aligned} \int (\ln x)^n \, dx &= (\ln x)^n (x) - \int x \left[\frac{n(\ln x)^{n-1}}{x} \right] dx \\ &= x(\ln x)^n - n \int (\ln x)^{n-1} \, dx \end{aligned}$$

51. (a) Let $y = f^{-1}(x)$. Then $x = f(y)$, so $dx = f'(y) \, dy$.

$$\text{Hence, } \int f^{-1}(x) \, dx = \int (y)[f'(y) \, dy] = \int y f'(y) \, dy$$

(b) Let $u = y$ $dv = f'(y) \, dy$

$$du = dy \quad v = f(y)$$

$$\begin{aligned} \int y f'(y) \, dy &= y f(y) - \int f(y) \, dy \\ &= f^{-1}(x)(x) - \int f(y) \, dy \end{aligned}$$

$$\begin{aligned} \text{Hence, } \int f^{-1}(x) \, dx &= \int y f'(y) \, dy \\ &= x f^{-1}(x) - \int f(y) \, dy. \end{aligned}$$

52. Let $u = f^{-1}(x)$ $dv = dx$

$$du = \left(\frac{d}{dx} f^{-1}(x) \right) dx \quad v = x$$

$$\int f^{-1}(x) \, dx = x f^{-1}(x) - \int x \left(\frac{d}{dx} f^{-1}(x) \right) dx$$

53. (a) Using $y = f^{-1}(x) = \sin^{-1} x$ and $f(y) = \sin y$,

$$-\frac{\pi}{2} \leq y \leq \frac{\pi}{2}, \text{ we have:}$$

$$\begin{aligned} \int \sin^{-1} x \, dx &= x \sin^{-1} x - \int \sin y \, dy \\ &= x \sin^{-1} x + \cos y + C \\ &= x \sin^{-1} x + \cos(\sin^{-1} x) + C \end{aligned}$$

(b) $\int \sin^{-1} x \, dx = x \sin^{-1} x - \int x \left(\frac{d}{dx} \sin^{-1} x \right) dx$

$$= x \sin^{-1} x - \int x \frac{1}{\sqrt{1-x^2}} dx$$

$$u = 1 - x^2, \quad du = -2x \, dx$$

$$= x \sin^{-1} x + \frac{1}{2} \int u^{-1/2} du$$

$$= x \sin^{-1} x + u^{1/2} + C$$

$$= x \sin^{-1} x + \sqrt{1-x^2} + C$$

(c) $\cos(\sin^{-1} x) = \sqrt{1-x^2}$

54. (a) Using $y = f^{-1}(x) = \tan^{-1} x$ and $f(y) = \tan y$,

$$-\frac{\pi}{2} < y < \frac{\pi}{2}, \text{ we have:}$$

$$\int \tan^{-1} x \, dx = x \tan^{-1} x - \int \tan y \, dy$$

$$= x \tan^{-1} x - \ln|\sec y| + C$$

(Section 6.2, Example 5)

$$= x \tan^{-1} x + \ln|\cos y| + C$$

$$= x \tan^{-1} x + \ln|\cos(\tan^{-1} x)| + C$$

(b) $\int \tan^{-1} x \, dx = x \tan^{-1} x - \int x \left(\frac{d}{dx} \tan^{-1} x \right) dx$

$$= x \tan^{-1} x - \int x \left(\frac{1}{1+x^2} \right) dx$$

$$u = 1 + x^2, \quad du = 2x \, dx$$

$$= x \tan^{-1} x - \frac{1}{2} \int u^{-1} du$$

$$= x \tan^{-1} x - \frac{1}{2} \ln|u| + C$$

$$= x \tan^{-1} x - \frac{1}{2} \ln(1+x^2) + C$$

(c) $\ln|\cos(\tan^{-1} x)| = \ln \left| \frac{1}{\sqrt{1+x^2}} \right| = -\frac{1}{2} \ln(1+x^2)$

55. (a) Using $y = f^{-1}(x) = \cos^{-1} x$ and

$$f(y) = \cos x, \quad 0 \leq x \leq \pi, \text{ we have:}$$

$$\int \cos^{-1} x \, dx = \cos^{-1} x - \int \cos y \, dy$$

$$= x \cos^{-1} x - \sin y + C$$

$$= x \cos^{-1} x - \sin(\cos^{-1} x) + C$$

(b) $\int \cos^{-1} x \, dx = x \cos^{-1} x - \int x \left(\frac{d}{dx} \cos^{-1} x \right) dx$

$$= x \cos^{-1} x - \int x \left(-\frac{1}{\sqrt{1-x^2}} \right) dx$$

$$u = 1 - x^2, \quad du = -2x \, dx$$

$$= x \cos^{-1} x - \frac{1}{2} \int u^{-1/2} du$$

$$= x \cos^{-1} x - u^{1/2} + C$$

$$= x \cos^{-1} x - \sqrt{1-x^2} + C$$

(c) $\sin(\cos^{-1} x) = \sqrt{1-x^2}$

56. (a) Using $y = f^{-1}(x) = \log_2 x$ and $f(y) = 2^y$, we have

$$\begin{aligned}\int \log_2 x \, dx &= x \log_2 x - \int 2^y dy \\ &= x \log_2 x - \frac{2}{\ln 2} + C \\ &= x \log_2 x - \frac{1}{\ln 2} 2^{\log_2 x}\end{aligned}$$

$$\begin{aligned}\text{(b)} \int \log_2 x \, dx &= x \log_2 x - \int x \left(\frac{d}{dx} \log_2 x \right) dx \\ &= x \log_2 x - \int x \left(\frac{1}{x \ln 2} \right) dx \\ &= x \log_2 x - \int \frac{d}{\ln 2} \\ &= x \log_2 x - \left(\frac{1}{\ln 2} \right) + C\end{aligned}$$

(c) $2^{\log_2 x} = x$

Quick Quiz Section 6.1–6.3

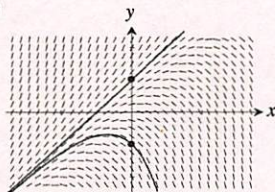
1. E.

2. C.

3. A. $\int x e^{2x} dx$

$$\begin{aligned}dv &= e^{2x} dx & v &= \int e^{2x} dx = \frac{e^{2x}}{2} \\ u &= x & du &= dx \\ \frac{x e^{2x}}{2} - \int \frac{e^{2x}}{2} dx & & & \\ &= \frac{x e^{2x}}{2} - \frac{e^{2x}}{4} + C\end{aligned}$$

4. (a)



(b) Let $\frac{dy}{dx} = 2$ and $y = 2x + b$ in the differential equation:

$$\begin{aligned}2 &= 2(2x + b) - 4x \\ 2 &= 2b \\ b &= 1\end{aligned}$$

(c) First, note that $\frac{dy}{dx} = 2(0) - 4(0) = 0$ at the point $(0, 0)$.

Also, $\frac{d^2y}{dx^2} = \frac{d}{dx}(2y - 4x) = 2 \frac{dy}{dx} - 4$, which is -4 at the point $(0, 0)$.

By the Second Derivative test, g has a local maximum at $(0, 0)$.

Section 6.4 Exponential Growth and Decay (pp.350–361)

Exploration 1 Choosing a Convenient Base

1. $h = \frac{1}{t} = \frac{1}{5}$. h is the reciprocal to the doubling period.

$$\begin{aligned}2. \quad 3 &= 2^{ht} \\ \frac{5 \log 3}{\log 2} &= ht \\ \frac{5 \log 3}{\log 2} &= t = 7.925 \text{ years.}\end{aligned}$$

3. $h = \frac{1}{t} = \frac{1}{10}$. h is the reciprocal to the tripling period.

$$\begin{aligned}4. \quad 2 &= 3^{ht} \\ \frac{\log 2}{\log 3} &= ht \\ \frac{10 \log 2}{\log 3} &= t = 6.3093 \text{ years.}\end{aligned}$$

5. $h = \frac{1}{t} = \frac{1}{15}$. h is the reciprocal to the half life.

$$\begin{aligned}6. \quad .10 &= \left(\frac{1}{2} \right)^{ht} \\ \frac{\log(.10)}{\log\left(\frac{1}{2}\right)} &= ht \\ \frac{15 \log(.10)}{\log\left(\frac{1}{2}\right)} &= t = 49.83 \text{ years.}\end{aligned}$$

Quick Review 6.4

1. $a = e^b$

2. $c = \ln d$

$$\begin{aligned}3. \quad \ln(x+3) &= 2 \\ x+3 &= e^2 \\ x &= e^2 - 3\end{aligned}$$

$$\begin{aligned}4. \quad 100e^{2x} &= 600 \\ e^{2x} &= 6 \\ 2x &= \ln 6 \\ x &= \frac{1}{2} \ln 6\end{aligned}$$

$$\begin{aligned}5. \quad 0.85^x &= 2.5 \\ \ln 0.85^x &= \ln 2.5 \\ x \ln 0.85 &= \ln 2.5 \\ x &= \frac{\ln 2.5}{\ln 0.85} \approx -5.638\end{aligned}$$

$$\begin{aligned}6. \quad 2^{k+1} &= 3^k \\ \ln 2^{k+1} &= \ln 3^k \\ (k+1) \ln 2 &= k \ln 3 \\ \ln 2 &= k(\ln 3 - \ln 2) \\ k &= \frac{\ln 2}{\ln 3 - \ln 2} \approx 1.710\end{aligned}$$

7. $1.1^t = 10$

$\ln 1.1^t = \ln 10$

$t \ln 1.1 = \ln 10$

$$t = \frac{\ln 10}{\ln 1.1} = \frac{1}{\log 1.1} \approx 24.159$$

8. $e^{-2t} = \frac{1}{4}$

$-2t = \ln\left(\frac{1}{4}\right)$

$$t = -\frac{1}{2} \ln\left(\frac{1}{4}\right) = \frac{1}{2} \ln 4 = \ln 2$$

9. $\ln(y+1) = 2x+3$

$y+1 = e^{2x+3}$

$y = -1 + e^{2x+3}$

10. $\ln|y+2| = 3t-1$

$|y+2| = e^{3t-1}$

$y+2 = \pm e^{3t-1}$

$y = -2 \pm e^{3t-1}$

Section 6.4 Exercises

1. $\int y \, dy = \int x \, dx$

$$\frac{y^2}{2} = \frac{x^2}{2} + C$$

$(2)^2 = (1)^2 + C$

$C = 3$

$y = \sqrt{x^2 + 3}, \text{ valid for all real numbers}$

2. $\int y \, dy = -\int x \, dx$

$$\frac{y^2}{2} = -\frac{x^2}{2} + C$$

$(3)^2 = -(4)^2 + C$

$C = 25$

$y = \sqrt{25 - x^2}, \text{ valid on the interval } (-5, 5)$

3. $\int \frac{1}{y} \, dy = \int \frac{1}{x} \, dx$

$\ln y = \ln x + C$

$y = x + C$

$2 = 2 + C$

$C = 0$

$y = x, \text{ valid on the interval } (0, \infty)$

4. $\int \frac{1}{y} \, dy = \int 2x \, dx$

$\ln y = x^2 + C$

$|y| = e^{x^2+C} = e^C e^{x^2}$

$y = \pm A e^{x^2} = 3e^{x^2}, \text{ valid for all real numbers}$

5. $\int \frac{dy}{y+5} = \int (x+2) \, dx$

$\ln(y+5) = \frac{x^2}{2} + 2x + C$

$y = e^{x^2/2+2x+C} - 5$

$y = e^C e^{x^2/2+2x} - 5 = A e^{x^2/2+2x} - 5$

$y = 6 e^{x^2/2+2x} - 5, \text{ valid for all real numbers}$

6. $\int \frac{dy}{\cos^2 y} = \int dx$

$\tan y = x + C$

$\tan(0) = 0 + C$

$C = 0$

$y = \tan^{-1} x, \text{ valid for all real numbers.}$

7. $\frac{dy}{dx} = \cos x \, e^y e^{\sin x}$

$\int e^{-y} \, dy = \int \cos x \, e^{\sin x} \, dx$

$-e^{-y} = e^{\sin x} + C$

$-e^0 = e^{\sin 0} + C$

$C = -2$

$y = -\ln(2 - e^{\sin x}), \text{ valid for all real numbers.}$

8. $\frac{dy}{dx} = e^y e^x$

$\int e^{-y} \, dy = \int e^x \, dx$

$-e^{-y} = e^x + C$

$C = e^2 - e^0 = e^2 - 1$

$y = \ln(e^x + e^2 - 1), \text{ valid for all real numbers.}$

9. $\int \frac{1}{y^2} \, dy = \int -2x \, dx$

$-y^{-1} = -x^2 + C$

$\frac{1}{.25} = 1 + C$

$C = 3$

$y = \frac{1}{x^2 + 3}, \text{ valid for all real numbers.}$

10. $\frac{dy}{dx} = \frac{4\sqrt{y} \ln x}{x}$

$\int \frac{dy}{\sqrt{y}} = \int \frac{4 \ln x}{x} \, dx$

$u = \ln x$

$du = \frac{1}{x} \, dx$

$2\sqrt{y} = \int 4u \, du$

$2\sqrt{y} = 2u^2 + C$

$y = (\ln x)^4 + C$

$1 = (\ln e)^4 + C$

$C = 0$

$y = (\ln x)^4, \text{ valid on the interval } (0, \infty).$

$$11. y(t) = y_0 e^{kt}$$

$$y(t) = 100e^{1.5t}$$

$$12. y(t) = y_0 e^{kt}$$

$$y(t) = 200e^{-0.5t}$$

$$13. y(t) = y_0 e^{kt}$$

$$y(t) = 50e^{kt}$$

$$y(5) = 100 = 50e^{5k}$$

$$2 = e^{5k}$$

$$\ln 2 = 5k$$

$$k = 0.2 \ln 2$$

$$\text{Solution: } y(t) = 50e^{(0.2 \ln 2)t} \text{ or } y(t) = 50 \cdot 2^{0.2t}$$

$$14. y(t) = y_0 e^{kt}$$

$$y(t) = 60e^{kt}$$

$$y(10) = 30 = 60e^{10k}$$

$$\frac{1}{2} = e^{10k}$$

$$\ln \frac{1}{2} = 10k$$

$$k = 0.1 \ln \frac{1}{2} = -0.1 \ln 2$$

$$\text{Solution: } y(t) = 60e^{-(0.1 \ln 2)t} \text{ or } y(t) = 60 \cdot 2^{-t/10}$$

15. Doubling time:

$$A(t) = A_0 e^{rt}$$

$$2000 = 1000e^{0.086t}$$

$$2 = e^{0.086t}$$

$$\ln 2 = 0.086t$$

$$t = \frac{\ln 2}{0.086} \approx 8.06 \text{ yr}$$

Amount in 30 years:

$$A = 1000e^{(0.086)(30)} \approx \$13,197.14$$

16. Annual rate:

$$A(t) = A_0 e^{rt}$$

$$4000 = 2000e^{(r)(15)}$$

$$2 = e^{15r}$$

$$\ln 2 = 15r$$

$$r = \frac{\ln 2}{15} \approx 0.0462 = 4.62\%$$

Amount in 30 years:

$$A(t) = A_0 e^{rt}$$

$$A = 2000e^{((\ln 2)/15)(30)}$$

$$= 2000e^{2 \ln 2}$$

$$= 2000 \cdot 2^2$$

$$= \$8000$$

17. Initial deposit:

$$A(t) = A_0 e^{rt}$$

$$2898.44 = A_0 e^{(0.0525)(30)}$$

$$A_0 = \frac{2898.44}{e^{1.575}} \approx \$600.00$$

Doubling time:

$$A(t) = A_0 e^{rt}$$

$$1200 = 600e^{0.0525t}$$

$$2 = e^{0.0525t}$$

$$\ln 2 = 0.0525t$$

$$t = \frac{\ln 2}{0.0525} \approx 13.2 \text{ years}$$

18. Annual rate:

$$A(t) = A_0 e^{rt}$$

$$10,405.37 = 1200e^{(r)(30)}$$

$$\frac{104.0537}{12} = e^{30r}$$

$$\ln \frac{104.0537}{12} = 30r$$

$$r = \frac{1}{30} \ln \frac{104.0537}{12} \approx 0.072 = 7.2\%$$

Doubling time:

$$A(t) = A_0 e^{rt}$$

$$2400 = 1200e^{0.072t}$$

$$2 = e^{0.072t}$$

$$\ln 2 = 0.072t$$

$$t = \frac{\ln 2}{0.072} \approx 9.63 \text{ years}$$

19. (a) Annually:

$$2 = 1.0475^t$$

$$\ln 2 = t \ln 1.0475$$

$$t = \frac{\ln 2}{\ln 1.0475} \approx 14.94 \text{ years}$$

(b) Monthly:

$$2 = \left(1 + \frac{0.0475}{12}\right)^{12t}$$

$$\ln 2 = 12t \ln \left(1 + \frac{0.0475}{12}\right)$$

$$t = \frac{\ln 2}{12 \ln \left(1 + \frac{0.0475}{12}\right)} \approx 14.62 \text{ years}$$

(c) Quarterly:

$$2 = \left(1 + \frac{0.0475}{4}\right)^{4t}$$

$$\ln 2 = 4t \ln 1.011875$$

$$t = \frac{\ln 2}{4 \ln 1.011875} \approx 14.68 \text{ years}$$

(d) Continuously:

$$2 = e^{0.0475t}$$

$$\ln 2 = 0.0475t$$

$$t = \frac{\ln 2}{0.0475} \approx 14.59 \text{ years}$$

20. (a) Annually:

$$2 = 1.0825^t$$

$$\ln 2 = t \ln 1.0825$$

$$t = \frac{\ln 2}{\ln 1.0825} \approx 8.74 \text{ years}$$

(b) Monthly:

$$2 = \left(1 + \frac{0.0825}{12}\right)^{12t}$$

$$\ln 2 = 12t \ln \left(1 + \frac{0.0825}{12}\right)$$

$$t = \frac{\ln 2}{12 \ln \left(1 + \frac{0.0825}{12}\right)} \approx 8.43 \text{ years}$$

(c) Quarterly:

$$2 = \left(1 + \frac{0.0825}{4}\right)^{4t}$$

$$\ln 2 = 4t \ln 1.020625$$

$$t = \frac{\ln 2}{4 \ln 1.020625} \approx 8.49 \text{ years}$$

(d) Continuously:

$$2 = e^{0.0825t}$$

$$\ln 2 = 0.0825t$$

$$t = \frac{\ln 2}{0.0825} \approx 8.40 \text{ years}$$

21. $\frac{dy}{dt} = -0.0077y$

$$\int \frac{1}{y} dy = \int -0.0077 dt$$

$$\ln y = -0.0077t$$

$$t = \frac{\ln(1/2)}{-0.0077} = 90 \text{ years}$$

22. $\frac{dy}{dt} = ky$

$$\int \frac{1}{y} dy = \int k dt$$

$$\ln y = kt$$

$$\frac{\ln(1/2)}{65} = k$$

$$k = 0.01067$$

23. (a) Since there are 48 half-hour doubling times in 24 hours, there will be $2^{48} \approx 2.8 \times 10^{14}$ bacteria.

(b) The bacteria reproduce fast enough that even if many are destroyed there are still enough left to make the person sick.

24. Using $y = y_0 e^{kt}$, we have $10,000 = y_0 e^{3k}$ and

$$40,000 = y_0 e^{5k}. \text{ Hence } \frac{40,000}{10,000} = \frac{y_0 e^{5k}}{y_0 e^{3k}}, \text{ which gives}$$

$$e^{2k} = 4, \text{ or } k = \ln 2. \text{ Solving } 10,000 = y_0 e^{3 \ln 2}, \text{ we have}$$

$y_0 = 1250$. There were 1250 bacteria initially. We could solve this more quickly by noticing that the population

increased by a factor of 4, i.e. doubled twice, in 2 hrs, so the doubling time is 1 hr. Thus in 3 hrs the population would have doubled 3 times, so the initial population was

$$\frac{10,000}{2^3} = 1250.$$

25. $0.9 = e^{-0.18t}$

$$\ln 0.9 = -0.18t$$

$$t = -\frac{\ln 0.9}{0.18} \approx 0.585 \text{ days}$$

26. (a) Half-life = $\frac{\ln 2}{k} = \frac{\ln 2}{0.005} \approx 138.6$ days

(b) $0.05 = e^{-0.005t}$

$$\ln 0.05 = -0.005t$$

$$t = -\frac{\ln 0.05}{0.005} \approx 599.15 \text{ days}$$

The sample will be useful for about 599 days.

27. Since $y_0 = y(0) = 2$, we have:

$$y = 2e^{kt}$$

$$5 = 2e^{(k)(2)}$$

$$\ln 5 = \ln 2 + 2k$$

$$k = \frac{\ln 5 - \ln 2}{2} = 0.5 \ln 2.5$$

$$\text{Function: } y = 2e^{(0.5 \ln 2.5)t} \text{ or } y \approx 2e^{0.4581t}$$

28. Since $y_0 = y(0) = 1.1$, we have:

$$y = 1.1e^{kt}$$

$$3 = 1.1e^{(k)(-3)}$$

$$\ln 3 = \ln 1.1 - 3k$$

$$k = \frac{1}{3}(\ln 1.1 - \ln 3)$$

$$\text{Function: } y = 1.1e^{(\ln 1.1 - \ln 3)t/3} \text{ or } y \approx 1.1e^{-0.3344t}$$

29. At time $t = \frac{3}{k}$, the amount remaining is

$y_0 e^{-kt} = y_0 e^{-k(3/k)} = y_0 e^{-3} \approx 0.0499 y_0$. This is less than 5% of the original amount, which means that over 95% has decayed already.

30. $T - T_s = (T_0 - T_s) e^{-kt}$

$$35 - 65 = (T_0 - 65)e^{-(k)(10)}$$

$$50 - 65 = (T_0 - 65)e^{-(k)(20)}$$

Dividing the first equation by the second, we have:

$$2 = e^{10k}$$

$$k = \frac{1}{10} \ln 2$$

Substituting back into the first equation, we have:

$$-30 = (T_0 - 65)e^{-((\ln 2)/10)(10)}$$

$$-30 = (T_0 - 65)\left(\frac{1}{2}\right)$$

$$-60 = T_0 - 65$$

$$5 = T_0$$

The beam's initial temperature is 5°F.

31. (a) First, we find the value of
- k
- .

$$T - T_s = (T_0 - T_s)e^{-kt}$$

$$60 - 20 = (90 - 20)e^{-(k)(10)}$$

$$\frac{4}{7} = e^{-10k}$$

$$k = -\frac{1}{10} \ln \frac{4}{7}$$

When the soup cools to 35° , we have:

$$35 - 20 = (90 - 20)e^{((1/10) \ln(4/7))t}$$

$$15 = 70e^{((1/10) \ln(4/7))t}$$

$$\ln \frac{3}{14} = \left(\frac{1}{10} \ln \frac{4}{7}\right)t$$

$$t = \frac{10 \ln \left(\frac{3}{14}\right)}{\ln \left(\frac{4}{7}\right)} \approx 27.53 \text{ min}$$

It takes a total of about 27.53 minutes, which is an additional 17.53 minutes after the first 10 minutes.

- (b) Using the same value of
- k
- as in part (a), we have:

$$T - T_s = (T_0 - T_s)e^{-kt}$$

$$35 - (-15) = [90 - (-15)]e^{((1/10) \ln(4/7))t}$$

$$50 = 105e^{((1/10) \ln(4/7))t}$$

$$\ln \frac{10}{21} = \left(\frac{1}{10} \ln \frac{4}{7}\right)t$$

$$t = \frac{10 \ln \left(\frac{10}{21}\right)}{\ln \left(\frac{4}{7}\right)} \approx 13.26$$

It takes about 13.26 minutes

32. First, we find the value of
- k
- .

Taking "right now" as $t=0$, 60° above room temperature means $T_0 - T_s = 60$. Thus, we have

$$T - T_s = (T_0 - T_s)e^{-kt}$$

$$70 = 60e^{-(k)(20)}$$

$$\frac{7}{6} = e^{20k}$$

$$k = \frac{1}{20} \ln \frac{7}{6}$$

- (a)
- $T - T_s = (T_0 - T_s)e^{-kt} = 60e^{-(1/20) \ln(7/6)(15)} \approx 53.45$

It will be about 53.45°C above room temperature.

- (b)
- $T - T_s = (T_0 - T_s)e^{-kt} = 60e^{-(1/20) \ln(7/6)(120)} \approx 23.79$

It will be about 23.79° above room temperature.

- (c)
- $T - T_s = (T_0 - T_s)e^{-kt}$

$$10 = 60e^{-(1/20) \ln(7/6)t}$$

$$\ln \frac{1}{6} = \left(-\frac{1}{20} \ln \frac{7}{6}\right)t$$

$$t = -\frac{20 \ln(1/6)}{\ln(7/6)} \approx 232.47 \text{ min}$$

It will take about 232.47 min or 3.9 hr.

33. (a)
- $T - T_s = 79.47(0.932)^t$

(b) $T = 10 + 79.47(0.932)^t$



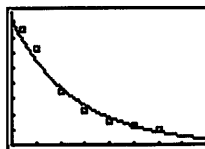
[0, 35] by [0, 90]

- (c) Solving
- $T = 12$
- and using the exact values from the regression equation, we obtain
- $t \approx 52.5$
- sec.

- (d) Substituting
- $t=0$
- into the equation we found in part (b), the temperature was approximately
- 89.47°C
- .

34. (a) Newton's Law of Cooling predicts that the difference between the probe temperature (
- T
-) and the surrounding temperature (
- T_s
-) is an exponential function of time, but in this case
- $T_s = 0$
- , so
- T
- is an exponential function of time.

(b) $T = 79.96 \times 0.9273^t$



[-0, 40] by [0, 86]

- (c) At about 37 seconds.

- (d)
- 76.96°C

35. Use
- $k = \frac{\ln 2}{5700}$
- (see Example 3).

$$e^{-kt} = 0.445$$

$$-kt = \ln 0.445$$

$$t = -\frac{\ln 0.445}{k} = -\frac{5700 \ln 0.445}{\ln 2} \approx 6658 \text{ years}$$

Crater Lake is about 6658 years old.

36. Use
- $k = \frac{\ln 2}{5700}$
- (see Example 3).

- (a)
- $e^{-kt} = 0.17$

$$-kt = \ln 0.17$$

$$t = -\frac{\ln 0.17}{k} = -\frac{5700 \ln 0.17}{\ln 2} \approx 14,571 \text{ years}$$

The animal died about 14,571 years before A.D. 2000, in 12,571 B.C.

- (b)
- $e^{-kt} = 0.18$

$$-kt = \ln 0.18$$

$$t = -\frac{\ln 0.18}{k} = -\frac{5700 \ln 0.18}{\ln 2} \approx 14,101 \text{ years}$$

The animal died about 14,101 years before A.D. 2000, in 12,101 B.C.

36. Continued

(c) $e^{-kt} = 0.16$

$$-kt = \ln 0.16$$

$$t = -\frac{\ln 0.16}{k} = -\frac{5700 \ln 0.16}{\ln 2} \approx 15,070 \text{ years}$$

The animal died about 15,070 years before A.D. 2000, in 13,070 B.C.

37. $\frac{1}{3} = e^{-kt}$

$$k = \frac{\ln(1/3)}{5} = 0.22$$

$$\frac{1}{2} = e^{-kt}$$

$$t = \frac{\ln(1/2)}{-0.22} = 3.15 \text{ years}$$

38. $3 = e^{rt}$

$$r = \frac{\ln(3)}{10} = 0.11$$

$$4 = e^{rt}$$

$$t = \frac{\ln(4)}{0.11} = 12.62 \text{ years}$$

39. $y = y_0 e^{-kt}$

$$800 = 1000 e^{-(k)(10)}$$

$$0.8 = e^{-10k}$$

$$k = -\frac{\ln 0.8}{10}$$

$$\text{At } t = 10 + 14 = 24 \text{ h:}$$

$$y = 1000 e^{-(-\ln 0.8/10)(24)}$$

$$= 1000 e^{2.4 \ln 0.8} \approx 585.4 \text{ kg}$$

About 585.4 kg will remain.

40. $0.2 = e^{-0.1t}$

$$\ln 0.2 = -0.1t$$

$$t = -10 \ln 0.2 \approx 16.09 \text{ yr}$$

It will take about 16.09 years.

41. (a) $\frac{dp}{dh} = kp$

$$\frac{dp}{p} = k dh$$

$$\int \frac{dp}{p} = \int k dh$$

$$\ln |p| = kh + C$$

$$e^{\ln |p|} = e^{kh+C}$$

$$|p| = e^C e^{kh}$$

$$p = A e^{kh}$$

Initial condition: $p = p_0$ when $h = 0$

$$p_0 = A e^0$$

$$A = p_0$$

Solution: $p = p_0 e^{kh}$

Using the given altitude-pressure data, we

have $p_0 = 1013$ millibars, so:

$$p = 1013 e^{kh}$$

$$90 = 1013 e^{(k)(20)}$$

$$\frac{90}{1013} = e^{20k}$$

$$k = \frac{1}{20} \ln \frac{90}{1013} \approx -0.121 \text{ km}^{-1}$$

Thus, we have $p \approx 1013 e^{-0.121h}$

(b) At 50 km, the pressure is

$$1013 e^{((1/20) \ln(90/1013))(50)} \approx 2.383 \text{ millibars.}$$

(c) $900 = 1013 e^{kh}$

$$\frac{900}{1013} = e^{kh}$$

$$h = \frac{1}{k} \ln \frac{900}{1013} = \frac{20 \ln(900/1013)}{\ln(90/1013)} \approx 0.977 \text{ km}$$

The pressure is 900 millibars at an altitude of about 0.977 km.

42. By the Law of Exponential Change, $y = 100e^{-0.6t}$. At $t = 1$ hour, the amount remaining will be

$$100e^{-0.6(1)} \approx 54.88 \text{ grams.}$$

43. (a) By the Law of Exponential Change, the solution is

$$V = V_0 e^{-(1/40)t}$$

(b) $0.1 = e^{-(1/40)t}$

$$\ln 0.1 = -\frac{t}{40}$$

$$t = -40 \ln 0.1 \approx 92.1 \text{ sec}$$

It will take about 92.1 seconds.

44. (a) $A(t) = A_0 e^t$

It grows by a factor of e each year.

(b) $3 = e^t$

$$\ln 3 = t$$

It will take $\ln 3 \approx 1.1$ yr.

(c) In one year your account grows from A_0 to $A_0 e$, so you can earn $A_0 e - A_0$, or $(e - 1)$ times your initial amount. This represents an increase of about 172%.

45. (a) $90 = e^{(r)(100)}$

$$\ln 90 = 100r$$

$$r = \frac{\ln 90}{100} \approx 0.045 \text{ or } 4.5\%$$

(b) $131 = e^{(r)(100)}$

$$\ln 131 = 100r$$

$$r = \frac{\ln 131}{100} \approx 0.049 \text{ or } 4.9\%$$

46. (a) $2y_0 = y_0 e^{rt}$

$$2 = e^{rt}$$

$$\ln 2 = rt$$

$$t = \frac{\ln 2}{r}$$



[0, 0.1] by [0, 100]

(c) $\ln 2 \approx 0.69$, so the doubling time is $\frac{0.69}{r}$ which is almost the same as the rules.

(d) $\frac{70}{5} = 14$ years or $\frac{72}{5} = 14.4$ years

(e) $3y_0 = y_0 e^{rt}$

$$3 = e^{rt}$$

$$\ln 3 = rt$$

$$t = \frac{\ln 3}{r}$$

Since $\ln 3 \approx 1.099$, a suitable rule is $\frac{108}{100r}$ or $\frac{108}{i}$.

(We choose 108 instead of 110 because 108 has more factors.)

47. False. The correct solution is $|y| = e^{kx+C}$, which can be written (with a new C) as $y = Ce^{kx}$.

48. True. The differential equation is solved by an exponential equation that can be written in any base. Note that

$$Ce^{2t} = C(3^{t/\ln 3}) \text{ when } k = 2/(\ln 3).$$

49. D. $A(t) = A_0 e^{rt}$

$$2 = 1e^{75}$$

$$r = \frac{\ln(2)}{75} = 0.0099$$

$$t = \frac{\ln(3)}{0.0099} = 111.1$$

50. C. $A = A_0 \left(\frac{1}{2}\right)^{tr}$

$$1 = 100 \left(\frac{1}{2}\right)^{199/r}$$

$$\ln(0.01) = \frac{199}{r} \ln\left(\frac{1}{2}\right)$$

$$r = \frac{199 \ln\left(\frac{1}{2}\right)}{\ln(0.01)} = 30$$

51. D.

52. E. $T - 68 = (425 - 68)e^{-kt}$

$$195 = 68 + 357e^{-30k}$$

$$e^{-30k} = \frac{127}{357} = 0.356$$

$$k = \frac{0.356}{-30} = -0.0344$$

$$100 = 68 + 357e^{(-0.0344)t}$$

$$t = \frac{\ln\left(\frac{100-68}{357}\right)}{-0.0344} = 70 \text{ min}$$

$$70 - 30 = 40$$

53. (a) Since acceleration is $\frac{dv}{dt}$, we have Force = $m \frac{dv}{dt} = -kv$.

(b) From $m \frac{dv}{dt} = -kv$ we get $\frac{dv}{dt} = -\frac{k}{m}v$, which is the differential equation for exponential growth modeled by $v = Ce^{-(k/m)t}$. Since $v = v_0$ at $t = 0$, it follows that $C = v_0$.

(c) In each case, we would solve $2 = e^{-(k/m)t}$. If k is constant, an increase in m would require an increase in t . The object of larger mass takes longer to slow down. Alternatively, one can consider the equation

$\frac{dv}{dt} = -\frac{k}{m}v$ to see that v changes more slowly for larger values of m .

54. (a) $s(t) = \int v_0 e^{-(k/m)t} dt = -\frac{v_0 m}{k} e^{-(k/m)t} + C$

Initial condition: $s(0) = 0$

$$0 = -\frac{v_0 m}{k} + C$$

$$\frac{v_0 m}{k} = C$$

$$s(t) = -\frac{v_0 m}{k} e^{-(k/m)t} + \frac{v_0 m}{k} = \frac{v_0 m}{k} (1 - e^{-(k/m)t})$$

(b) $\lim_{t \rightarrow \infty} s(t) = \lim_{t \rightarrow \infty} \frac{v_0 m}{k} (1 - e^{-(k/m)t}) = \frac{v_0 m}{k}$

55. $\frac{v_0 m}{k} = \text{coasting distance}$

$$\frac{(0.80)(49.90)}{k} = 1.32$$

$$k = \frac{998}{33}$$

We know that $\frac{v_0 m}{k} = 1.32$ and $\frac{k}{m} = \frac{998}{33(49.9)} = \frac{20}{33}$.

Using Equation 3, we have:

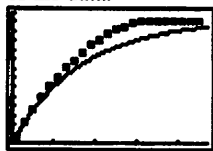
$$s(t) = \frac{v_0 m}{k} (1 - e^{-(k/m)t})$$

$$= 1.32 (1 - e^{-20t/33})$$

$$\approx 1.32 (1 - e^{-0.606t})$$

55. Continued

A graph of the model is shown superimposed on a graph of the data.



[0, 4.7] by [0, 1.4]

56. $\frac{v_0 m}{k} = \text{coasting distance}$

$$\frac{(0.86)(30.84)}{k} = 0.97$$

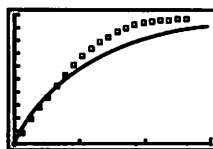
$$k \approx 27.343$$

$$s(t) = \frac{v_0 m}{k} (1 - e^{-(k/m)t})$$

$$s(t) = 0.97(1 - e^{-(27.343/30.84)t})$$

$$s(t) = 0.97(1 - e^{-0.8866t})$$

A graph of the model is shown superimposed on a graph of the data.



[0, 3] by [0, 1]

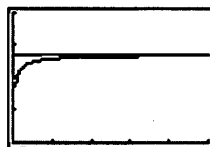
57. (a) $x \quad \left(1 + \frac{1}{x}\right)^x$

10	2.5937
100	2.7048
1000	2.7169
10,000	2.7181
100,000	2.7183

$$e \approx 2.7183$$

Graphical support:

$$y_1 = \left(1 + \frac{1}{x}\right)^x, y_2 = e$$



[0, 50] by [0, 4]

(b) $r = 2$


$x \quad \left(1 + \frac{2}{x}\right)^x$

10	6.1917
100	7.2446
1000	7.3743
10,000	7.3876
100,000	7.3889

$$e^2 \approx 7.389$$

Graphical support:

$$y_1 = \left(1 + \frac{2}{x}\right)^x, y_2 = e^2$$



[0, 500] by [0, 10]

$r = 0.5$


$x \quad \left(1 + \frac{0.5}{x}\right)^x$

10	1.6289
100	1.6467
1000	1.6485
10,000	1.6487
100,000	1.6487

$$e^{0.5} \approx 1.6487$$

Graphical support:

$$y_1 = \left(1 + \frac{0.5}{x}\right)^x, y_2 = e^{0.5}$$



[0, 10] by [0, 3]

(c) As we compound more times, the increment of time between compounding approaches 0. Continuous compounding is based on an instantaneous rate of change which is a limit of average rates as the increment in time approaches 0.

58. (a) To simplify calculations somewhat, we may write:

$$\begin{aligned} v(t) &= \sqrt{\frac{mg}{k} \frac{e^{at} - e^{-at}}{e^{at} + e^{-at}}} \\ &= \sqrt{\frac{mg}{k} \frac{e^{2at} - 1}{e^{2at} + 1}} \\ &= \sqrt{\frac{mg}{k} \frac{(e^{2at} + 1) - 2}{e^{2at} + 1}} \\ &= \sqrt{\frac{mg}{k} \left(1 - \frac{2}{e^{2at} + 1}\right)} \end{aligned}$$

The left side of the differential equation is:

$$\begin{aligned} m \frac{dv}{dt} &= m \sqrt{\frac{mg}{k}} (2)(e^{2at} + 1)^{-2} (2ae^{2at}) \\ &= 4ma \sqrt{\frac{mg}{k}} (e^{2at} + 1)^{-2} (e^{2at}) \\ &= 4m \sqrt{\frac{gk}{m}} \sqrt{\frac{mg}{k}} (e^{2at} + 1)^{-2} (e^{2at}) \\ &= \frac{4mge^{2at}}{(e^{2at} + 1)^2} \end{aligned}$$

58. Continued

The right side of the differential equation is:

$$\begin{aligned} mg - kv^2 &= mg - k \left(\frac{mg}{k} \right) \left(1 - \frac{2}{e^{2at} + 1} \right)^2 \\ &= mg \left[1 - \left(1 - \frac{2}{e^{2at} + 1} \right)^2 \right] \\ &= mg \left(1 - 1 + \frac{4}{e^{2at} + 1} - \frac{4}{(e^{2at} + 1)^2} \right) \\ &= mg \frac{4(e^{2at} + 1) - 4}{(e^{2at} + 1)^2} \\ &= \frac{4mg e^{2at}}{(e^{2at} + 1)^2} \end{aligned}$$

Since the left and right sides are equal, the differential equation is satisfied.

And $v(0) = \sqrt{\frac{mg}{k} \frac{e^0 - e^0}{e^0 + e^0}} = 0$, so the initial condition is also satisfied.

$$\begin{aligned} \text{(b) } \lim_{t \rightarrow \infty} v(t) &= \lim_{t \rightarrow \infty} \left(\sqrt{\frac{mg}{k} \frac{e^{at} - e^{-at}}{e^{at} + e^{-at}}} \cdot \frac{e^{-at}}{e^{-at}} \right) \\ &= \lim_{t \rightarrow \infty} \left(\sqrt{\frac{mg}{k} \frac{1 - e^{-2at}}{1 + e^{-2at}}} \right) \\ &= \sqrt{\frac{mg}{k} \left(\frac{1 - 0}{1 + 0} \right)} = \sqrt{\frac{mg}{k}} \end{aligned}$$

The limiting velocity is $\sqrt{\frac{mg}{k}}$.

$$\text{(c) } \sqrt{\frac{mg}{k}} = \sqrt{\frac{160}{0.005}} \approx 179 \text{ ft/sec}$$

The limiting velocity is about 179 ft/sec, or about 122 mi/hr.

Section 6.5 Logistic Growth (pp. 362–376)

Exploration 1 Exponential Growth Revisited

- $100(2)^{12} = 409600$
- $100(2)^{(12.24)} = 4.97 \times 10^{90}$
- No. This number is much larger than the estimated number of atoms.
- $500,000 = 100(2)^x$
 $\frac{\log 5000}{\log 2} = x = 12.29$ hours

Exploration 2 Learning From the Differential Equation

- $\frac{dp}{dt}$ will be close to zero when P is close to M .
- P is half the value of M at its vertex.

- The graph begins a downward trend at half the carrying capacity, causing a decline in growth rates.
- When the initial population is less than M , the initial growth rate is positive.
- When the initial population is more than M , the initial growth rate is negative.
- When the initial population is equal to M , the growth rate is at a maximum.
- $\lim_{t \rightarrow \infty} P(t) = M$. $\lim_{t \rightarrow \infty} P(t)$ depends only on M .

Quick Review 6.5

$$1. \ x - 1 \left) \begin{array}{r} x + 1 \\ x^2 \\ \hline x^2 - x \\ \hline x - 1 \\ \hline 1 \end{array}$$

$$x + 1 + \frac{1}{x - 1}$$

$$2. \ x^2 - 4 \left) \begin{array}{r} 1 \\ x^2 \\ \hline x^2 - 4 \\ \hline 4 \end{array}$$

$$1 + \frac{4}{x^2 - 4}$$

$$3. \ x^2 + x - 2 \left) \begin{array}{r} 1 \\ x^2 + x + 1 \\ \hline x^2 + x - 2 \\ \hline 3 \end{array}$$

$$1 + \frac{3}{x^2 + x - 2}$$

$$4. \ x^2 - 1 \left) \begin{array}{r} x \\ x^3 - 5 \\ \hline x^3 - x \\ \hline x - 5 \end{array}$$

$$x + \frac{x - 5}{x^3 - 5}$$

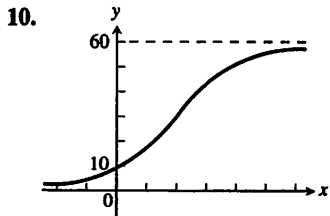
$$5. \ (-\infty, \infty)$$

$$6. \ \lim_{x \rightarrow \infty} f(x) = \frac{60}{1 + 5e^{(-0.1x)}} = 60$$

$$7. \ \lim_{x \rightarrow \infty} f(x) = \frac{60}{1 + 5e^{(-0.1(-\infty))}} = 0$$

$$8. \ y(0) = \frac{60}{1 + 5e^{(-0.1(0))}} = 10$$

- From problems 6 and 7, the two horizontal asymptotes are $y = 0$ and $y = 60$.

**Section 6.5 Exercises**

1. $A(x-4) + B(x) = x-12$

$x=4, \quad 4B=-8$

$B=-2$

$x=1, A(1-4) + (-2)(1) = 1-12$

$A=3$

2. $A(x-2) + B(x+3) = 2x+16$

$x=2, B(2+3) = 2(2)+16$

$5B=20$

$B=4$

$x=-3, A(-3-2) = 2(-3)+16$

$-5A=10$

$A=-2$

3. $A(x+5) + B(x-2) = 16-x$

$x=-5, B(-5-2) = 16-(-5)$

$-7B=21$

$B=-3$

$x=2, A(2+5) = 16-2$

$7A=14$

$A=2$

4. $A(x+3) + B(x-3) = 3$

$x=-3, B(-3-3) = 3$

$-6B=3$

$B=-1/2$

$x=3, A(3+3) = 3$

$6A=3$

$A=1/2$

5. See problem 1.

$$\int \frac{x-12}{x^2-4} dx = \int \left(\frac{3}{x} + \frac{-2}{x-4} \right) dx$$

$= 3 \ln |x| - 2 \ln |x-4| + C$

$= \ln \left(\frac{|x|^3}{(x-4)^2} \right) + C$

6. See problem 2.

$$\int \frac{2x+16}{x^2+x-6} dx = \int \left(\frac{-2}{x+3} + \frac{4}{x-2} \right) dx$$

$= -2 \ln |x+3| + 4 \ln |x-2| + C$

$= \ln \left(\frac{(x-2)^4}{(x+3)^2} \right) + C$

7. $x^2-4 \int 2x^3$

$$\frac{2x^3-8x}{8x}$$

$$\int \left(2x + \frac{8x}{x^2-4} \right) dx$$

$u = x^2 - 4$

$du = 2x dx$

$x^2 + 4 \int \frac{du}{u} = x^2 + 4 \ln |u| + C$

$= x^2 + \ln(x^2-4)^4 + C$

8. $x^2-9 \int \frac{x^2-6}{x^2-9}$

$$\int 1 + \frac{3}{x^2-9} dx$$

$= x + \int \frac{A}{x+3} + \frac{B}{x-3} dx$

$A(x-3) + B(x+3) = 3$

$x=3, B(3+3) = 3$

$B=1/2$

$x=-3, A(-3-3) = 3$

$A=-1/2$

$x + \int \frac{-1/2}{x+3} + \frac{1/2}{x-3} dx$

$= x + \ln \left| \frac{x-3}{x+3} \right| + C$

9. $2 \int \frac{dx}{x^2+1} = 2 \tan^{-1} x + C$

10. $2 \int \frac{dx}{x^2+9} = 2 \tan^{-1} \left(\frac{x}{3} \right) + C$

11. $\int \frac{7}{2x^2-5x-3} dx$

$$\frac{A}{2x+1} + \frac{B}{x-3} = 7$$

$A(x-3) + B(2x+1) = 7$

$x=3, B(2(3)+1) = 7$

$B=1$

$x=-1/2, A(-1/2-3) = 7$

$A=-2$

$$\int \left(\frac{-2}{2x+1} + \frac{1}{x-3} \right) dx$$

$= \ln \left(\frac{x-3}{2x+1} \right) + C$

$$12. \int \frac{1-3x}{3x^2-5x-3} dx$$

$$\frac{A}{3x-2} + \frac{B}{x-1} = 1-3x$$

$$A(x-1) + B(3x-2) = 1-3x$$

$$x=1, \quad B(3(1)-2) = 1-3(1)$$

$$B = -2$$

$$x = \frac{2}{3}, \quad A\left(\frac{2}{3}-1\right) = 1-3\left(\frac{2}{3}\right)$$

$$-\frac{1}{3}A = -1$$

$$A = 3$$

$$\int \left(\frac{3}{3x-2} + \frac{-2}{x-1} \right) dx$$

$$= \ln(3x-2) - 2 \ln(x-1) + C$$

$$= \ln \left(\frac{3x-2}{(x-1)^2} \right) + C$$

$$13. \int \frac{8x-7}{2x^2-x-3} dx$$

$$\frac{A}{x+1} + \frac{B}{2x-3} = 8x-7$$

$$A(2x-3) + B(x+1) = 8x-7$$

$$x = \frac{3}{2}, \quad B\left(\frac{3}{2}+1\right) = 8\left(\frac{3}{2}\right) - 7$$

$$\frac{5}{2}B = 5$$

$$B = 2$$

$$x = -1, \quad A(2x-3) = 8x-7$$

$$A(-2-3) = 8-7$$

$$-5A = -15$$

$$A = 3$$

$$\int \left(\frac{3}{x+1} + \frac{2}{2x-3} \right) dx$$

$$= 3 \ln|x+1| + \ln|2x-3| + C$$

$$= \ln(|x+1|^3 |2x-3|) + C$$

$$14. \int \frac{5x+14}{x^2+7x} dx$$

$$\frac{A}{x} + \frac{B}{x+7} = 5x+14$$

$$A(x+7) + Bx = 5x+14$$

$$x = -7, \quad -7B = 5(-7) + 14$$

$$-7B = -21$$

$$B = 3$$

$$x = 0, \quad A(0+7) = 5(0) + 14$$

$$7A = 14$$

$$A = 2$$

$$\int \left(\frac{2}{x} + \frac{3}{x+7} \right) dx$$

$$= 2 \ln|x| + 3 \ln|x+7| + C$$

$$= \ln(x^2|x+7|^3) + C$$

$$15. \int dy = \int \frac{2x-6}{x^2-2x} dx$$

$$\frac{A}{x} + \frac{B}{x-2} = 2x-6$$

$$A(x-2) + Bx = 2x-6$$

$$x = 2, \quad 2B = 2(2) - 6$$

$$2B = -2$$

$$B = -1$$

$$x = 0, \quad A(0-2) = 2(0) - 6$$

$$-2A = -6$$

$$A = 3$$

$$\int \left(\frac{3}{x} + \frac{-1}{x-2} \right) dx$$

$$y = 3 \ln|x| - \ln|x-2| + C$$

$$y = \ln \left| \frac{x^3}{x-2} \right| + C$$

$$16. \int du = \int \frac{2}{x^2-1} dx$$

$$\frac{A}{x+1} + \frac{B}{x-1} = 2$$

$$A(x-1) + B(x+1) = 2$$

$$x = 1, \quad B(1+1) = 2$$

$$2B = 2$$

$$B = 1$$

$$x = -1, \quad A(-1-1) = 2$$

$$-2A = 2$$

$$A = -1$$

$$u = \int \left(\frac{-1}{x+1} + \frac{1}{x-1} \right) dx$$

$$u = -\ln|x+1| + \ln|x-1| + C$$

$$u = \ln \left| \frac{x-1}{x+1} \right| + C$$

$$17. \int F'(x) dx = \int \frac{2}{x^3-x} dx$$

$$\frac{A}{x} + \frac{B}{x+1} + \frac{C}{x-1} = 2$$

$$A(x+1)(x-1) + Bx(x-1) + Cx(x+1) = 2$$

$$x = 1, \quad 2C = 2$$

$$C = 1$$

$$x = -1, \quad 2B = 2$$

$$B = 1$$

$$x = 0, \quad -A = 2$$

$$A = -2$$

$$\int \left(\frac{-2}{x} + \frac{1}{x+1} + \frac{1}{x-1} \right) dx$$

$$F(x) = -2 \ln|x| + \ln|x+1| + \ln|x-1| + C$$

$$F(x) = \ln \left(\frac{|x^2-1|}{x^2} \right) + C$$

$$18. \int G'(t) dt = \int \frac{2t^3}{t^3-t} dt$$

$$\begin{aligned} & \frac{2}{t^3-t} \frac{2t^3}{2t^3-2t} \\ & = \int 2 + \frac{2t}{t^3-t} dt \\ & = 2t + \int \frac{2}{t^2-1} dt \\ & A(t+1) + B(t-1) = 2 \\ & t = -1, \quad B(-1-1) = 2 \\ & \quad \quad \quad -2B = 2 \\ & \quad \quad \quad B = -1 \\ & t = 1, \quad A(1+1) = 2 \\ & \quad \quad \quad 2A = 2 \\ & \quad \quad \quad A = 1 \end{aligned}$$

$$\begin{aligned} G(t) &= 2t + \int \left(\frac{-1}{t-1} + \frac{1}{t+1} \right) dt \\ &= 2t - \ln|t-1| + \ln|t+1| + C \\ &= 2t + \ln \left| \frac{t+1}{t-1} \right| + C \end{aligned}$$

$$19. \int \frac{2x}{x^2-4} dx$$

$$\begin{aligned} u &= x^2 - 4 \\ du &= 2x dx \\ \int \frac{du}{u} &= \ln u + C = \ln|x^2-4| + C \end{aligned}$$

$$20. \int \frac{4x-3}{2x^2-3x+1} dx$$

$$\begin{aligned} u &= 2x^2 - 3x + 1 \\ du &= (4x-3) dx \\ \int \frac{du}{u} &= \ln u + C \\ &= \ln|2x^2-3x+1| + C \end{aligned}$$

$$21. \int \frac{x^2+x-1}{x^2-x} dx$$

$$\begin{aligned} & \frac{1}{x^2-x} \frac{x^2+x-1}{x^2-x} \\ & \quad \quad \quad \frac{2x-1}{2x-1} \\ & \int \left(1 + \frac{2x-1}{x^2-x} \right) dx \\ & u = x^2 - x \\ & du = (2x-1) dx \\ & x + \int \frac{du}{u} = x + \ln u + C \\ & = x \ln|x^2-x| + C \end{aligned}$$

$$22. \int \frac{2x^3}{x^2-1} dx$$

$$\begin{aligned} & \frac{2x}{x^2-1} \frac{2x^3}{2x^3-2x} \\ & \quad \quad \quad \frac{2x}{2x} \\ & \int \left(2x + \frac{2x}{x^2-1} \right) dx \\ & u = x^2 - 1 \\ & du = 2x dx \\ & x^2 + \int \frac{du}{u} \\ & = x^2 + \ln u + C \\ & = x^2 + \ln|x^2-1| + C \end{aligned}$$

23. (a) 200 individuals.

(b) 100 individuals.

$$\begin{aligned} \text{(c)} \quad \frac{dP(100)}{dt} &= 0.006(100)(200-100) \\ &= 60 \text{ individuals per year.} \end{aligned}$$

24. (a) 700 individuals.

(b) 350 individuals.

$$\begin{aligned} \text{(c)} \quad \frac{dP(350)}{dt} &= 0.0008(350)(700-350) \\ &= 98 \text{ individuals per year.} \end{aligned}$$

25. (a) 1200 individuals.

(b) 600 individuals.

$$\begin{aligned} \text{(c)} \quad \frac{dP(600)}{dt} &= 0.0002(600)(1200-600) \\ &= 72 \text{ individuals per year.} \end{aligned}$$

26. (a) 5000 individuals.

(b) 2500 individuals.

$$\begin{aligned} \text{(c)} \quad \frac{dP(2500)}{dt} &= 10^{-5}(2500)(5000-2500) \\ &= 62.5 \text{ individuals per year.} \end{aligned}$$

$$27. \frac{dP}{dt} = .006 P(200-P)$$

$$\int \frac{dP}{P(200-P)} = \int .006 dt$$

$$\frac{A}{P} + \frac{B}{200-P} = 1$$

$$A(200-P) + BP = 1$$

$$P = 200, \quad 200B = 1$$

$$B = 0.005$$

$$P = 0, \quad A(200-0) = 1$$

$$200A = 1$$

$$A = 0.005$$

$$\int \left(\frac{0.005}{P} + \frac{0.005}{200-P} \right) dP = 0.006t$$

$$\int \left(\frac{1}{P} + \frac{1}{200-P} \right) dP = 1.2t$$

$$\ln P - \ln(200-P) = 1.2t + C$$

27. Continued

$$\ln\left(\frac{200-P}{P}\right) = -1.2t - C$$

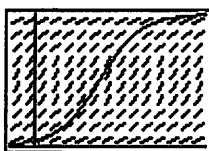
$$\frac{200}{P} - 1 = e^{-1.2t} e^{-C}$$

$$\frac{200}{P} = 1 + e^{-1.2t} e^{-C}$$

$$\frac{200}{8} = 1 + e^{-1.2(0)} e^{-C}$$

$$e^{-C} = 24$$

$$P = \frac{200}{1 + 24 e^{-1.2t}}$$



$[-1, 7]$ by $[0, 200]$

$$28. \frac{dP}{dt} = 0.0008 P(700-P)$$

$$\int \frac{dP}{P(700-P)} = \int 0.0008 dt$$

$$\frac{A}{P} + \frac{B}{700-P} = 1$$

$$A(700-P) + BP = 1$$

$$P = 700, \quad 700B = 1$$

$$B = 0.0014$$

$$P = 0, \quad A(700-0) = 1$$

$$A = 0.0014$$

$$\int \left(\frac{0.0014}{P} + \frac{0.0014}{700-P} \right) dP = 0.0008t$$

$$\int \left(\frac{1}{P} + \frac{1}{700-P} \right) dP = 0.56t$$

$$\ln P - \ln(700-P) = 0.56t + C$$

$$\ln\left(\frac{700-P}{P}\right) = -0.56t - C$$

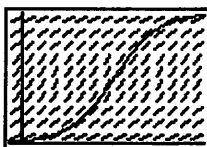
$$\frac{700}{P} - 1 = e^{-0.56t} e^{-C}$$

$$\frac{700}{P} = 1 + e^{-0.56t} e^{-C}$$

$$\frac{700}{10} = 1 + e^{-0.56(0)} e^{-C}$$

$$e^{-C} = 69$$

$$P = \frac{700}{1 + 69 e^{-0.56t}}$$



$[-1, 15]$ by $[0, 700]$

$$29. \frac{dP}{dt} = 0.0002 P(1200-P)$$

$$\int \frac{dP}{P(1200-P)} = \int 0.0002 dt$$

$$\frac{A}{P} + \frac{B}{1200-P} = 1$$

$$A(1200-P) + BP = 1$$

$$P = 1200, \quad 1200B = 1$$

$$B = 0.00083$$

$$P = 0, \quad A(1200-0) = 1$$

$$1200A = 1$$

$$A = 0.00083$$

$$\int \left(\frac{0.00083}{P} + \frac{0.00083}{700-P} \right) dP = 0.0002t$$

$$\int \left(\frac{1}{P} + \frac{1}{1200-P} \right) dP = 0.24t$$

$$\ln P - \ln(1200-P) = 0.24t + C$$

$$\ln\left(\frac{1200-P}{P}\right) = -0.24t - C$$

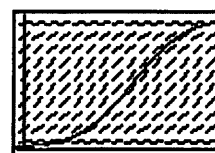
$$\frac{1200}{P} - 1 = e^{-0.24t} e^{-C}$$

$$\frac{1200}{P} = 1 + e^{-0.24t} e^{-C}$$

$$\frac{1200}{20} = 1 + e^{-0.24(0)} e^{-C}$$

$$e^{-C} = 59$$

$$P = \frac{1200}{1 + 59 e^{-0.24t}}$$



$[-1, 30]$ by $[0, 1200]$

$$30. \frac{dP}{dt} = 10^{-5} P(5000-P)$$

$$\int \frac{dP}{P(5000-P)} = \int 10^{-5} dt$$

$$\frac{A}{P} + \frac{B}{5000-P} = 1$$

$$A(5000-P) + BP = 1$$

$$P = 5000, \quad 5000B = 1$$

$$B = 0.0002$$

$$P = 0, \quad A(5000-0) = 1$$

$$5000A = 1$$

$$A = 0.0002$$

$$\int \left(\frac{0.0002}{P} + \frac{0.0002}{5000-P} \right) dP = 10^{-5} t$$

$$\int \left(\frac{1}{P} + \frac{1}{5000-P} \right) dP = 0.5 t$$

30. Continued

$$\ln P - \ln(5000 - P) = 0.5t + C$$

$$\ln\left(\frac{5000 - P}{P}\right) = -0.5t - C$$


$$\frac{5000}{P} - 1 = e^{-0.5t} e^{-c}$$

$$\frac{5000}{P} = 1 + e^{-0.5t} e^{-c}$$

$$\frac{5000}{50} = 1 + e^{-0.5(0)} e^{-c}$$

$$e^{-c} = 99$$

$$P = \frac{5000}{1 + 99 e^{-0.5t}}$$



[-1, 200] by [0, 5000]

31. (a) $P(t) = \frac{1000}{1 + e^{4.8 - 0.7t}}$

$$= \frac{1000}{1 + e^{4.8 - 0.7t}}$$

$$= \frac{M}{1 + Ae^{-kt}}$$

This is a logistic growth model with $k = 0.7$ and $M = 1000$.

(b) $P(0) = \frac{1000}{1 + e^{4.8}} \approx 8$

Initially there are 8 rabbits.

32. (a) $P(t) = \frac{200}{1 + e^{5.3 - t}}$

$$= \frac{200}{1 + e^{5.3 - t}}$$

$$= \frac{M}{1 + Ae^{-kt}}$$

This is a logistic growth model with $k = 1$ and $M = 200$.

(b) $P(0) = \frac{200}{1 + e^{5.3}} \approx 1$

Initially 1 student has the measles.

33. (a) $\frac{dP}{dt} = 0.0015P(150 - P)$

$$= \frac{0.225}{150} P(150 - P)$$

$$= \frac{k}{M} P(M - P)$$

Thus, $k = 0.225$ and $M = 150$.

$$P = \frac{M}{1 + Ae^{-kt}}$$

$$= \frac{150}{1 + Ae^{-0.225t}}$$

Initial condition: $P(0) = 6$

$$6 = \frac{150}{1 + Ae^0}$$

$$1 + A = 25$$

$$A = 24$$

Formula: $P = \frac{150}{1 + 24e^{-0.225t}}$

(b) $100 = \frac{150}{1 + 24e^{-0.225t}}$

$$1 + 24e^{-0.225t} = \frac{3}{2}$$

$$24e^{-0.225t} = \frac{1}{2}$$

$$e^{-0.225t} = \frac{1}{48}$$

$$-0.225t = -\ln 48$$

$$t = \frac{\ln 48}{0.225} \approx 17.21 \text{ weeks}$$

$$125 = \frac{150}{1 + 24e^{-0.225t}}$$

$$1 + 24e^{-0.225t} = \frac{6}{5}$$

$$24e^{-0.225t} = \frac{1}{5}$$

$$e^{-0.225t} = \frac{1}{120}$$

$$-0.225t = -\ln 120$$

$$t = \frac{\ln 120}{0.225} \approx 21.28$$

It will take about 17.21 weeks to reach 100 guppies, and about 21.28 weeks to reach 125 guppies.

34. (a) $\frac{dP}{dt} = 0.0004P(250 - P)$

$$= \frac{0.1}{250} P(250 - P)$$

$$= \frac{k}{M} P(M - P)$$

Thus, $k = 0.1$ and $M = 250$.

$$P = \frac{M}{1 + Ae^{-kt}}$$

$$= \frac{250}{1 + Ae^{-0.1t}}$$

Initial condition: $P(0) = 28$, where $t = 0$ represents the year 1970.

$$28 = \frac{250}{1 + Ae^0}$$

$$28(1 + A) = 250$$

$$A = \frac{250}{28} - 1 = \frac{111}{14} \approx 7.9286$$

Formula: $P(t) = \frac{250}{1 + 111e^{-0.1t}/14}$, or approximately

$$P(t) = \frac{250}{1 + 7.9286e^{-0.1t}}$$

34. Continued

- (b) The population
- $P(t)$
- will round to 250 when

$$P(t) \geq 249.5$$

$$249.5 = \frac{250}{1 + 111e^{-0.1t}/14}$$

$$249.5 \left(1 + \frac{111e^{-0.1t}}{14} \right) = 250$$

$$\frac{(249.5)(111e^{-0.1t})}{14} = 0.5$$

$$e^{-0.1t} = \frac{14}{55,389}$$

$$-0.1t = \ln \frac{14}{55,389}$$

$$t = 10(\ln 55,389 - \ln 14) \approx 82.8$$

It will take about 83 years.

35. $\frac{dP}{dt} = kP(M - P)$

$$\int \frac{dP}{P(M - P)} = \int k dt$$

$$\frac{Q}{P} + \frac{R}{M - P} = 1$$

$$RP + Q(M - P) = 1$$

$$P = 0, MQ = 1$$

$$Q = \frac{1}{M}$$

$$P = M, MR = 1$$

$$R = \frac{1}{M}$$

$$\int \left(\frac{1}{M} + \frac{1}{M - P} \right) dP = kt + C$$

$$\int \left(\frac{1}{P} + \frac{1}{M - P} \right) dP = Mkt + C$$

$$\ln \left(\frac{M - P}{P} \right) = -Mkt - C$$

$$\frac{M}{P} - 1 = e^{-Mkt} e^{-C}$$

$$\frac{M}{P} = 1 + e^{-Mkt} A$$

$$P = \frac{M}{1 + Ae^{-Mkt}}$$

36. (a) $\frac{dP}{dt} = k(M - P)$

$$\int \frac{dP}{M - P} = \int k dt$$

$$-\ln(M - P) = kt + C$$

$$M - P = e^{-kt} e^{-C}$$

$$e^{-C} = A$$

$$P = M - Ae^{-kt}$$

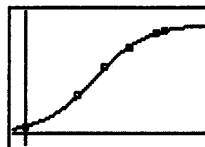
(b) $\lim_{t \rightarrow \infty} P(t) = M - Ae^{-k\infty} = M$

- (c) When
- $t = 0$
- .

- (d) This curve has no inflection point. If the initial population is greater than
- M
- , the curve is always concave up and approaches
- $y = M$
- asymptotically from above. If the initial population is smaller than
- M
- , the curve is always concave down and approaches
- $y = M$
- asymptotically from below.

37. (a) The regression equation is

$$P = \frac{232739.9}{1 + 14.582e^{-0.101t}}$$



[-5, 70] by [-24000, 260000]

(b) $P(\infty) = \frac{232739.9}{1 + 14.582e^{-0.101(\infty)}} \approx 232,740$ people.

(c) $P = \frac{232739.9}{1 + 14.582e^{-0.101t}}$

$$14.582e^{-0.101t} = \frac{232739.9}{225,000} - 1$$

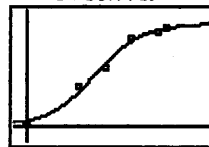
$$e^{-0.101t} = .0024$$

$$t = \frac{-6.05}{-0.101} \approx 60 \text{ or } 2010.$$

(d) $\frac{dP}{dt} = kP(M - P) = (4.352 \times 10^{-7})P(232739.9 - P)$.

38. (a) The regression equation is

$$P = \frac{458791.8}{1 + 18.771e^{-0.113t}}$$



(b) $P(\infty) = \frac{458791.8}{1 + 18.771e^{-0.113(\infty)}} \approx 458,792$

(c) $P = \frac{458791.8}{1 + 18.771e^{-0.113t}}$

$$18.771e^{-0.113t} = \frac{458791.8}{450,000} - 1$$

$$e^{-0.113t} = 0.001$$

$$t = \frac{-6.87}{-0.113} \approx 60 \text{ or } 2010.$$

(d) $\frac{dP}{dt} = kP(M - P) = (2.4626 \times 10^{-7})P(458791.8 - P)$

39. False. It does look exponential, but it resembles the solution

to $\frac{dP}{dt} = kP(100 - 10) = (90k)P$.

40. True. The graph will be a logistic curve with $\lim_{t \rightarrow 0} P(t) = 100$ and $\lim_{t \rightarrow \infty} P(t) = 0$.

41. D. $\frac{600}{2} = 300$.

42. B. $\frac{dy(\infty)}{dt} = \frac{0.9}{1 + 45e^{-0.15(\infty)}} = 0.9$
 $(1.0 - 0.9)100 = 10\%$

43. D. $\int_2^3 \frac{3}{(x-1)(x+2)} dx$
 $\frac{A}{x-1} + \frac{B}{x+2} = 3$
 $A(x+2) + B(x-1) = 3$
 $x = -2, B(-2-1) = 3$
 $-3B = 3$
 $B = -1$
 $x = 1, A(1+2) = 3$
 $3A = 3$
 $A = 1$
 $\int \left(\frac{1}{x-1} + \frac{-1}{x+2} \right) dx$
 $= \ln \left(\frac{x-1}{x+2} \right) \Big|_2^3 = \ln \left(\frac{8}{5} \right)$

44. B.

45. (a) Note that $k > 0$ and $M > 0$, so the sign of $\frac{dP}{dt}$ is the same as the sign of $(M - P)(P - m)$. For $m < P < M$, both $M - P$ and $P - m$ are positive, so the product is positive. For $P < m$ or $P > M$, the expressions $M - P$ and $P - m$ have opposite signs, so the product is negative.

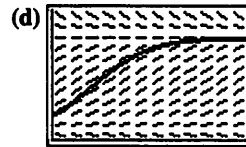
(b) $\frac{dP}{dt} = \frac{k}{M}(M - P)(P - m)$
 $\frac{dP}{dt} = \frac{k}{1200}(1200 - P)(P - 100)$
 $\frac{1200}{(1200 - P)(P - 100)} \frac{dP}{dt} = k$
 $\frac{1100}{(1200 - P)(P - 100)} \frac{dP}{dt} = \frac{11}{12}k$
 $\frac{(P - 100) + (1200 - P)}{(1200 - P)(P - 100)} \frac{dP}{dt} = \frac{11}{12}k$
 $\left(\frac{1}{1200 - P} + \frac{1}{P - 100} \right) \frac{dP}{dt} = \frac{11}{12}k$
 $\int \left(\frac{1}{1200 - P} + \frac{1}{P - 100} \right) dP = \int \frac{11}{12}k dt$
 $-\ln|1200 - P| + \ln|P - 100| = \frac{11}{12}kt + C$
 $\ln \left| \frac{P - 100}{1200 - P} \right| = \frac{11}{12}kt + C$
 $\frac{P - 100}{1200 - P} = \pm e^C e^{11kt/12}$
 $\frac{P - 100}{1200 - P} = Ae^{11kt/12}$

$$P - 100 = 1200Ae^{11kt/12} - Ae^{11kt/12}$$

$$P(1 + Ae^{11kt/12}) = 1200Ae^{11kt/12} + 100$$

$$P = \frac{1200Ae^{11kt/12} + 100}{1 + Ae^{11kt/12}}$$

(c) $300 = \frac{1200Ae^0 + 100}{1 + Ae^0}$
 $300(1 + A) = 1200A + 100$
 $300 - 100 = 1200A - 300A$
 $200 = 900A$
 $A = \frac{2}{9}$
 $P(t) = \frac{1200(2/9)e^{11kt/12} + 100}{1 + (2/9)e^{11kt/12}}$
 $P(t) = \frac{1200(2)e^{11kt/12} + 100(9)}{9 + 2e^{11kt/12}}$
 $P(t) = \frac{300(8e^{11kt/12} + 3)}{9 + 2e^{11kt/12}}$



$[0, 75]$ by $[0, 1500]$

Note that the slope field is given by

$$\frac{dP}{dt} = \frac{0.1}{1200}(1200 - P)(P - 100)$$

(e) $\frac{dP}{dt} = \frac{k}{M}(M - P)(P - m)$

$$\frac{M}{(M - P)(P - m)} \frac{dP}{dt} = k$$

$$\frac{M}{M - m} \frac{dP}{(M - P)(P - m)} = k$$

$$\frac{(P - m) + (M - P)}{(M - P)(P - m)} \frac{dP}{dt} = \frac{M - m}{M}k$$

$$\left(\frac{1}{M - P} + \frac{1}{P - m} \right) \frac{dP}{dt} = \frac{M - m}{M}k$$

$$\int \left(\frac{1}{M - P} + \frac{1}{P - m} \right) dP = \int \frac{M - m}{M}k dt$$

$$-\ln|M - P| + \ln|P - m| = \frac{M - m}{M}kt + C$$

$$\ln \left| \frac{P - m}{M - P} \right| = \frac{M - m}{M}kt + C$$

$$\frac{P - m}{M - P} = \pm e^C e^{(M - m)kt/M}$$

$$\frac{P - m}{M - P} = Ae^{(M - m)kt/M}$$

$$P - m = (M - P)Ae^{(M - m)kt/M}$$

$$P(1 + Ae^{(M - m)kt/M}) = AMe^{(M - m)kt/M} + m$$

$$P = \frac{AMe^{(M - m)kt/M} + m}{1 + Ae^{(M - m)kt/M}}$$

$$P(0) = \frac{AMe^0 + m}{1 + Ae^0} = \frac{AM + m}{1 + A}$$

45. Continued

$$\begin{aligned} \text{(e)} \quad P(0)(1+A) &= AM+m \\ A(P(0)-M) &= m-P(0) \\ A &= \frac{m-P(0)}{P(0)-M} = \frac{P(0)-m}{M-P(0)} \end{aligned}$$

Therefore, the solution to the differential equation is

$$P = \frac{AMe^{(M-m)kt/M} + m}{1 + Ae^{(M-m)kt/M}} \text{ where } A = \frac{P(0)-m}{M-P(0)}$$

$$46. \text{(a)} \quad \frac{1}{a} \tan^{-1}\left(\frac{x}{a}\right) + C$$

$$\text{(b)} \quad \frac{1}{2a} \ln \left| \frac{x+a}{x-a} \right| + C$$

$$\text{(c)} \quad -\frac{1}{x+a} + C$$

$$47. \text{(a)} \quad 5 \ln|x+3| + \frac{15}{x+3} + C$$

$$\text{(b)} \quad -\frac{5}{x+3} + \frac{15}{2(x+3)^2} + C$$

48. (a) This is true since

$$\frac{A}{x-1} + \frac{B}{(x-1)^2} + \frac{C}{(x-1)^3} = \frac{A(x-1)^2 + B(x-1) + C}{(x-1)^3}$$

$$\text{(b)} \quad A(x-1)^2 + B(x-1) + C = x^2 + 3x + 5$$

$$x=0, \quad A-B+C=5$$

$$x=1, \quad C=9$$

$$x=2, \quad -2A+B=3$$

$$A=1$$

$$1-B+9=5$$

$$B=5$$

$$\text{(c)} \quad \ln|x-1| - \frac{5}{x-1} - \frac{9}{2(x-1)^2} + C$$

Quick Quiz

1. C.

2. C.

$$3. \text{A.} \quad \int \frac{dx}{(x-1)(x+3)}$$

$$\frac{A}{x-1} + \frac{B}{x+3} = 1$$

$$A(x+3) + B(x-1) = 1$$

$$x=-3, \quad -4B=1$$

$$B=-1/4$$

$$x=1, \quad 4A=1$$

$$A=1/4$$

$$\int \left(\frac{1/4}{x-1} + \frac{-1/4}{x+3} \right) dx$$

$$= \frac{1}{4} \ln \left| \frac{x-1}{x+3} \right| + C$$

$$4. \quad \frac{dP}{dt} = \frac{P}{5} \left(\frac{10-P}{10} \right)$$

$$\int \frac{dp}{P(10-P)} = \int \frac{1}{50} dt$$

$$\frac{A}{P} + \frac{B}{10-P} = 1$$

$$A(10-P) + BP = 1$$

$$P=10, \quad 10B=1$$

$$B=0.1$$

$$P=0, \quad 10A=1$$

$$A=0.1$$

$$\int \left(\frac{0.1}{P} + \frac{0.1}{10-P} \right) dP = \frac{1}{50} t + C$$

$$\ln \left| \frac{10-P}{P} \right| = -1/5 t - C$$

$$P = \frac{10}{1 + e^{-1/5 t} e^{-C}}$$

$$P(0) = 3 = \frac{10}{1 + Ae^{-1/5(0)}}$$

$$A = 2.33$$

$$\lim_{t \rightarrow \infty} P(t) = \frac{10}{1 + 2.33e^{-1/5(\infty)}} = 10$$

$$\text{(b)} \quad P(0) = 20 = \frac{10}{1 + Ae^{-1/5(0)}}$$

$$A = 5.66$$

$$\lim_{t \rightarrow \infty} P(t) = \frac{10}{1 + 5.66e^{-1/5(\infty)}} = 10$$

(c) Separate the variables.

$$\frac{dY}{Y} = \frac{1}{5} \left(1 - \frac{t}{10} \right) dt$$

$$\ln Y = \frac{t}{5} - \frac{t^2}{100} + C_1$$

$$Y = Ce^{t/5 - t^2/100} \text{ where } C = e^{C_1}$$

$$3 = Ce^0 \Rightarrow C = 3$$

$$Y = 3e^{t/5 - t^2/100}$$

$$\text{(d)} \quad \lim_{t \rightarrow \infty} 3e^{t/5 - t^2/100} = \lim_{t \rightarrow \infty} \frac{3e^{t/5}}{e^{t^2/100}} = \lim_{t \rightarrow \infty} \frac{3e^{t/5}}{(e^{t/5})^{t/20}} = 0$$

Chapter 6 Review Exercises

$$1. \int_0^{\pi/3} \sec^2 \theta \, d\theta = \tan \theta \Big|_0^{\pi/3} = \tan \frac{\pi}{3} - \tan 0 = \sqrt{3}$$

$$\begin{aligned} 2. \int_1^2 \left(x + \frac{1}{x^2} \right) dx &= \left[\frac{1}{2} x^2 - x^{-1} \right]_1^2 \\ &= \left(\frac{1}{2}(4) - \frac{1}{2} \right) - \left(\frac{1}{2} - 1 \right) \\ &= \frac{3}{2} + \frac{1}{2} \\ &= \frac{4}{2} = 2 \end{aligned}$$

3. Let $u = 2x + 1$

$$du = 2 dx$$

$$\frac{1}{2} du = dx$$

$$\begin{aligned} \int_0^1 \frac{36}{(2x+1)^3} dx &= 18 \int_1^3 \frac{1}{u^3} du \\ &= 18 \left[-\frac{1}{2} u^{-2} \right]_1^3 \\ &= -9 \left(\frac{1}{9} - 1 \right) \\ &= -9 \left(-\frac{8}{9} \right) \\ &= 8 \end{aligned}$$

4. Let $u = 1 - x^2$

$$du = -2x dx$$

$$-du = 2x dx$$

$$\int_{-1}^1 2x \sin(1-x^2) dx = -\int_0^0 \sin u du = 0$$

5. Let $u = \sin x$

$$du = \cos x dx$$

$$\begin{aligned} \int_0^{\pi/2} 5 \sin^{3/2} x \cos x dx &= \int_0^1 5u^{3/2} du \\ &= 5 \cdot \frac{2}{5} u^{5/2} \Big|_0^1 \\ &= 2(1-0) \\ &= 2 \end{aligned}$$

6. $\int_{1/2}^4 \frac{x^2+3x}{x} dx = \int_{1/2}^4 (x+3) dx \quad (x \neq 0)$

$$\begin{aligned} &= \left(\frac{1}{2} x^2 + 3x \right) \Big|_{1/2}^4 \\ &= \left(\frac{1}{2}(16) + 3(4) \right) - \left(\frac{1}{2} \left(\frac{1}{4} \right) + \frac{3}{2} \right) \\ &= 20 - \left(\frac{1}{8} + \frac{12}{8} \right) \\ &= 20 - \frac{13}{8} \\ &= \frac{147}{8} \end{aligned}$$

7. Let $u = \tan x$

$$du = \sec^2 x dx$$

$$\begin{aligned} \int_0^{\pi/4} e^{\tan x} \sec^2 x dx &= \int_0^1 e^u du \\ &= e^u \Big|_0^1 \\ &= e^1 - e^0 \\ &= e - 1 \end{aligned}$$

8. Let $u = \ln r$

$$du = \frac{1}{r} dr$$

$$\begin{aligned} \int_1^e \frac{\sqrt{\ln r}}{r} dr &= \int_0^1 u^{1/2} du \\ &= \frac{2}{3} u^{3/2} \Big|_0^1 \\ &= \frac{2}{3} (1-0) \\ &= \frac{2}{3} \end{aligned}$$

9. $\int_0^1 \frac{x}{x^2+5x+6} dx$

$$\frac{x}{(x+3)(x+2)}$$

$$\frac{A}{x+3} + \frac{B}{x+2} = x$$

$$A(x+2) + B(x+3) = x$$

$$x = -2, \quad B(-2+3) = -2$$

$$B = -2$$

$$x = -3, \quad A(-3+2) = -3$$

$$-A = -3$$

$$A = 3$$

$$\int \frac{3}{x+3} + \frac{-2}{x+2} dx$$

$$= \ln(x+3)^3 - \ln(x+2)^2 \Big|_0^1 = \ln \left(\frac{256}{243} \right)$$

10. $\int_1^2 \frac{2x+6}{x^2-3x} dx$

$$\frac{2x+6}{x(x-3)}$$

$$\frac{A}{x} + \frac{B}{x-3} = 2x+6$$

$$A(x-3) + Bx = 2x+6$$

$$x = 3, \quad 3B = 2(3)+6$$

$$B = 4$$

$$x = 0, \quad A(0-3) = 2(0)+6$$

$$-3A = 6$$

$$A = -2$$

$$\int_1^2 \frac{-2}{x} + \frac{4}{x-3} dx$$

$$= -2 \ln x + 4 \ln(x-3) \Big|_1^2 = -6 \ln 2$$

11. Let $u = 2 - \sin x$

$$du = -\cos x dx$$

$$-du = \cos x dx$$

$$\int \frac{\cos x}{2 - \sin x} dx = -\int \frac{1}{u} du$$

$$= -\ln|u| + C$$

$$= -\ln|2 - \sin x| + C$$

12. Let $u = 3x + 4$

$$du = 3 dx$$

$$\frac{1}{3} du = dx$$

$$\begin{aligned} \int \frac{dx}{\sqrt[3]{3x+4}} &= \frac{1}{3} \int u^{-1/3} du \\ &= \frac{1}{3} \cdot \frac{3}{2} u^{2/3} + C \\ &= \frac{1}{2} (3x+4)^{2/3} + C \end{aligned}$$

13. Let $u = t^2 + 5$

$$du = 2t dt$$

$$\frac{1}{2} du = t dt$$

$$\begin{aligned} \int \frac{t dt}{t^2+5} &= \frac{1}{2} \int \frac{1}{u} du = \frac{1}{2} \ln|u| + C \\ &= \frac{1}{2} \ln|t^2+5| + C \\ &= \frac{1}{2} \ln(t^2+5) + C \end{aligned}$$

14. Let $u = \frac{1}{\theta}$

$$du = -\frac{1}{\theta^2} d\theta$$

$$\begin{aligned} \int \frac{1}{\theta^2} \sec \frac{1}{\theta} \tan \frac{1}{\theta} d\theta &= -\int \sec u \tan u du \\ &= -\sec u + C \\ &= -\sec \frac{1}{\theta} + C \end{aligned}$$

15. Let $u = \ln y$

$$du = \frac{1}{y} dy$$

$$\begin{aligned} \int \frac{\tan(\ln y)}{y} dy &= \int \tan u du \\ &= \int \frac{\sin u}{\cos u} du \end{aligned}$$

Let $w = \cos u$

$$dw = -\sin u du$$

$$\begin{aligned} &= -\int \frac{1}{w} dw \\ &= -\ln|w| + C \\ &= -\ln|\cos u| + C \\ &= -\ln|\cos(\ln y)| + C \end{aligned}$$

16. Let $u = e^x$

$$du = e^x dx$$

$$\begin{aligned} \int e^x \sec(e^x) dx &= \int \sec u du \\ &= \ln|\sec u + \tan u| + C \\ &= \ln|\sec(e^x) + \tan(e^x)| + C \end{aligned}$$

17. Let $u = \ln x$

$$du = \frac{1}{x} dx$$

$$\begin{aligned} \int \frac{dx}{x \ln x} &= \int \frac{1}{u} du \\ &= \ln|u| + C \\ &= \ln|\ln x| + C \end{aligned}$$

18. $\int \frac{dt}{t\sqrt{t}} = \int \frac{dt}{t^{3/2}}$

$$\begin{aligned} &= \int t^{-3/2} dt \\ &= -2t^{-1/2} + C \\ &= -\frac{2}{\sqrt{t}} + C \end{aligned}$$

19. Use tabular integration with $f(x) = x^3$ and $g(x) = \cos x$.

$f(x)$ and its derivatives		$g(x)$ and its integrals
x^3	(+)	$\cos x$
$3x^2$	(-)	$\sin x$
$6x$	(+)	$-\cos x$
6	(-)	$-\sin x$
0		$\cos x$

$$\int x^3 \cos x dx$$

$$= x^3 \sin x + 3x^2 \cos x - 6x \sin x - 6 \cos x + C$$

20. Let $u = \ln x$ $dv = x^4 dx$

$$du = \frac{1}{x} dx \quad v = \frac{1}{5} x^5$$

$$\begin{aligned} \int x^4 \ln x dx &= \frac{1}{5} x^5 \ln x - \int \frac{1}{5} x^5 \left(\frac{1}{x} \right) dx \\ &= \frac{1}{5} x^5 \ln x - \frac{1}{5} \int x^4 dx \\ &= \frac{1}{5} x^5 \ln x - \frac{1}{25} x^5 + C \end{aligned}$$

21. Let $u = e^{3x}$ $dv = \sin x \, dx$

$$du = 3e^{3x} \, dx \quad v = -\cos x$$

$$\int e^{3x} \sin x \, dx = -e^{3x} \cos x + \int 3\cos x e^{3x} \, dx$$

Integrate by parts again

Let $u = 3e^{3x}$ $dv = \cos x \, dx$

$$du = 9e^{3x} \, dx \quad v = \sin x$$

$$\int e^{3x} \sin x \, dx = -e^{3x} \cos x + 3e^{3x} \sin x - \int 9e^{3x} \sin x \, dx$$

$$10 \int e^{3x} \sin x \, dx = -e^{3x} \cos x + 3e^{3x} \sin x + C$$

$$\begin{aligned} \int e^{3x} \sin x \, dx &= \frac{1}{10}[-e^{3x} \cos x + 3e^{3x} \sin x] + C \\ &= \left(\frac{3 \sin x}{10} - \frac{\cos x}{10}\right) e^{3x} + C \end{aligned}$$

22. Let $u = x^2$ $dv = e^{-3x} \, dx$

$$du = 2x \, dx \quad v = -\frac{1}{3}e^{-3x}$$

$$\int x^2 e^{-3x} \, dx = -\frac{1}{3}x^2 e^{-3x} + \frac{2}{3} \int e^{-3x} x \, dx$$

Let $u = x$ $dv = e^{-3x} \, dx$

$$du = dx \quad v = -\frac{1}{3}e^{-3x}$$

$$\begin{aligned} &= -\frac{1}{3}x^2 e^{-3x} + \frac{2}{3} \left[-\frac{1}{3}x e^{-3x} + \frac{1}{3} \int e^{-3x} \, dx \right] \\ &= -\frac{1}{3}x^2 e^{-3x} - \frac{2}{9}x e^{-3x} + \frac{2}{9} \int e^{-3x} \, dx \\ &= -\frac{1}{3}x^2 e^{-3x} - \frac{2}{9}x e^{-3x} - \frac{2}{27}e^{-3x} + C \\ &= \left(-\frac{x^2}{3} - \frac{2x}{9} - \frac{2}{27}\right) e^{-3x} + C \end{aligned}$$

23. $\int \frac{25}{x^2 - 25} \, dx$

$$\frac{25}{(x+5)(x-5)}$$

$$\frac{A}{x+5} + \frac{B}{x-5} = 25$$

$$A(x-5) + B(x+5) = 25$$

$$x = 5, \quad B(5+5) = 25$$

$$10B = 25$$

$$B = 5/2$$

$$x = -5, \quad A(-5-5) = 25$$

$$-10A = 25$$

$$A = -5/2$$

$$\begin{aligned} &\int \left(\frac{-5/2}{x+5} + \frac{5/2}{x-5} \right) dx \\ &= \frac{5}{2} \ln \left| \frac{x-5}{x+5} \right| + C \end{aligned}$$

24. $\int \frac{5x+2}{2x^2+x-1} \, dx$

$$\frac{5x+2}{(2x-1)(x+1)}$$

$$\frac{A}{2x-1} + \frac{B}{x+1} = 5x+2$$

$$A(x+1) + B(2x-1) = 5x+2$$

$$x = -1, \quad B(2(-1)-1) = 5(-1)+2$$

$$-3B = -3$$

$$B = 1$$

$$x = \frac{1}{2}, \quad A\left(\frac{1}{2}+1\right) = 5\left(\frac{1}{2}\right)+2$$

$$\frac{3}{2}A = \frac{9}{2}$$

$$A = 3$$

$$\int \left(\frac{3}{2x-1} + \frac{1}{x+1} \right) dx$$

$$= \frac{1}{2} \ln |(2x-1)^3(x+1)^3| + C$$

25. $\frac{dy}{dx} = 1 + x + \frac{x^2}{2}$

$$dy = \left(1 + x + \frac{x^2}{2}\right) dx$$

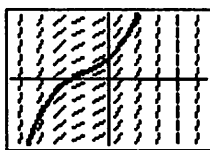
$$\int dy = \int \left(1 + x + \frac{x^2}{2}\right) dx$$

$$y = x + \frac{1}{2}x^2 + \frac{1}{6}x^3 + C$$

$$y(0) = C = 1$$

$$y = \frac{x^3}{6} + \frac{x^2}{2} + x + 1$$

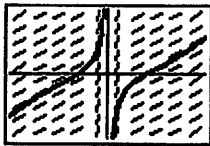
Graphical support:



[-4, 4] by [-3, 3]

26. $\frac{dy}{dx} = \left(x + \frac{1}{x}\right)^2$
 $dy = \left(x + \frac{1}{x}\right)^2 dx$
 $\int dy = \int \left(x + \frac{1}{x}\right)^2 dx$
 $y = \int \left(x^2 + 2 + \frac{1}{x^2}\right) dx$
 $y = \frac{1}{3}x^3 + 2x - x^{-1} + C$
 $y(1) = \frac{1}{3} + 2 - 1 + C = 1$
 $\frac{4}{3} + C = 1$
 $C = -\frac{1}{3}$
 $y = \frac{1}{3}x^3 + 2x - \frac{1}{x} - \frac{1}{3}$


Graphical support:



[-2, 2] by [-10, 10]

27. $\frac{dy}{dt} = \frac{1}{t+4}$
 $dy = \frac{1}{t+4} dt$
 $\int dy = \int \frac{1}{t+4} dt$
 $y = \ln|t+4| + C$
 $y(-3) = \ln(1) + C = 2$
 $C = 2$
 $y = \ln(t+4) + 2$


Graphical Support:



[-4.5, 5] by [-2, 5]

28. $\frac{dy}{d\theta} = \csc 2\theta \cot 2\theta$
 $dy = \csc 2\theta \cot 2\theta d\theta$
 $\int dy = \int \csc 2\theta \cot 2\theta d\theta$

$y = -\frac{1}{2} \csc 2\theta + C$
 $y\left(\frac{\pi}{4}\right) = -\frac{1}{2} + C = 1$
 $C = \frac{3}{2}$
 $y = -\frac{1}{2} \csc 2\theta + \frac{3}{2}$



[0, 1.57] by [-5, 3]

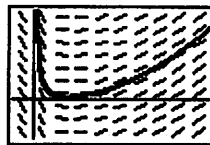
29. $\frac{d(y')}{dx} = 2x - \frac{1}{x^2}$
 $d(y') = \left(2x - \frac{1}{x^2}\right) dx$
 $\int d(y') = \int \left(2x - \frac{1}{x^2}\right) dx$
 $y' = x^2 + x^{-1} + C$
 $y'(1) = 2 + C = 1$
 $C = -1$
 $y' = x^2 + x^{-1} - 1$
 $\int dy = \int (x^2 + x^{-1} - 1) dx$
 $y = \frac{1}{3}x^3 + \ln x - x + C$
 $y(1) = \frac{1}{3} + 0 - 1 + C = 0$

$-\frac{2}{3} + C = 0$
 $C = \frac{2}{3}$
 $y = \frac{x^3}{3} + \ln x - x + \frac{2}{3}$

Graphical support:

Let $f(x) = \frac{x^3}{3} + \ln x - x + \frac{2}{3}$.

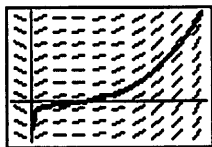
We first show the graph of $y = f'(x) = x^2 + x^{-1} - 1, x > 0$, along with the slope field for $y' = f''(x) = 2x - \frac{1}{x^2}$.



[-0.5, 4.21] by [-9, 21]

29. Continued

We now show the graph of $y = f(x)$ along with the slope field for $y' = f'(x) = x^2 + x^{-1} - 1$.



$[-0.5, 4.21]$ by $[-9, 21]$

30. $\frac{d(r'')}{dt} = -\cos t$

$$d(r'') = -\cos t \, dt$$

$$\int d(r'') = \int -\cos t \, dt$$

$$r'' = -\sin t + C$$

$$r''(0) = C = -1$$

$$r'' = -\sin t - 1$$

$$\int d(r') = \int (-\sin t - 1) \, dt$$

$$r' = \cos t - t + C$$

$$r'(0) = 1 + C = -1$$

$$C = -2$$

$$r' = \cos t - t - 2$$

$$\int dr = \int (\cos t - t - 2) \, dt$$

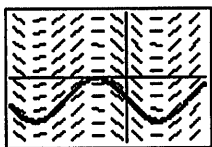
$$r = \sin t - \frac{t^2}{2} - 2t + C$$

$$r(0) = C = -1$$

$$r = \sin t - \frac{t^2}{2} - 2t - 1$$

Graphical support:

We first show the graph of $y = r'' = -\sin t - 1$ along with the slope field for $y' = r''' = -\cos t$.



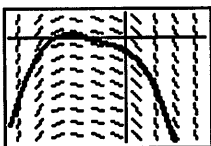
$[-6, 4]$ by $[-3, 3]$

Next, we show the graph of $y = r' = \cos t - t - 2$ along with the slope field for $y' = r'' = -\sin t - 1$.



$[-6, 4]$ by $[-3, 3]$

Finally we show the graph of $y = r = \sin t - \frac{t^2}{2} - 2t - 1$ along with the slope field for $y' = r' = \cos t - t - 2$.



$[-6, 4]$ by $[-8, 2]$

31. $\frac{dy}{dx} = y + 2$

$$\frac{dy}{y+2} = dx$$

$$\int \frac{dy}{y+2} = \int dx$$

$$\ln|y+2| = x + C$$

$$y+2 = Ce^x$$

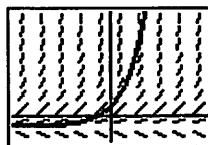
$$y = Ce^x - 2$$

$$y(0) = C - 2 = 2$$

$$C = 4$$

$$y = 4e^x - 2$$

Graphical support:



$[-5, 5]$ by $[-5, 20]$

32. $\frac{dy}{dx} = (2x+1)(y+1)$

$$\frac{dy}{y+1} = (2x+1) \, dx$$

$$\int \frac{dy}{y+1} = \int (2x+1) \, dx$$

$$\ln|y+1| = x^2 + x + C$$

$$y+1 = Ce^{x^2+x}$$

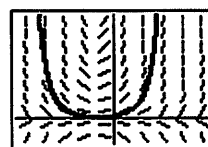
$$y = Ce^{x^2+x} - 1$$

$$y(-1) = C - 1 = 1$$

$$C = 2$$

$$y = 2e^{x^2+x} - 1$$

Graphical support:



$[-3, 3]$ by $[-10, 40]$

33. $\frac{dy}{dt} = y(1-y)$

$$\frac{dy}{y(1-y)} = dt$$

$$\frac{A}{y} + \frac{B}{1-y} = 1$$

$$A(1-y) + By = 1$$

$$y = 1, \quad B = 1$$

$$y = 0, \quad A = 1$$

33. Continued

$$\frac{1}{y} + \frac{1}{1-y} = 1$$

$$\int \frac{1}{y} + \frac{1}{1-y} dy = \int dt$$

$$\ln y - \ln|1-y| = t + C$$

$$\ln \left| \frac{1-y}{y} \right| = -t - C$$

$$\frac{1-y}{y} = e^{-t} e^{-c}$$

$$\frac{1}{y} - 1 = e^{-t} e^{-c}$$

$$y = \frac{1}{1 + Ae^{-t}}$$

$$y(0) = 0.1 = \frac{1}{1 + Ae^{-0.1}}$$

$$A = 9$$

$$y = \frac{1}{1 + 9e^{-0.1}}$$

34. $\frac{dy}{dx} = 0.001y(100 - y)$

$$\frac{dy}{0.001y(100 - y)} = dx$$

$$\frac{A}{0.001y} + \frac{B}{100 - y} = 1$$

$$A(100 - y) + B(0.001y) = 1$$

$$y = 100, \quad B(1) = 1$$

$$y = 0, \quad 100A = 1$$

$$A = 0.01$$

$$\int \left(\frac{0.01}{0.001y} + \frac{10}{100 - y} \right) dy = x + C$$

$$\int \left(\frac{0.001}{0.001y} + \frac{1}{100 - y} \right) dy = 0.1x + C$$

$$\ln y - \ln|100 - y| = 0.1x + C$$

$$\ln \left| \frac{100 - y}{y} \right| = -0.1x - C$$

$$\frac{100}{y} - 1 = e^{-0.1x} e^{-c}$$

$$y = \frac{100}{1 + Ae^{-0.1x}}$$

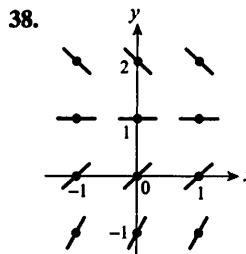
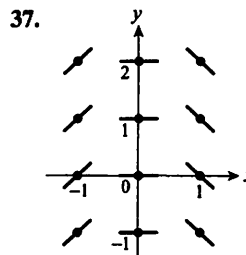
$$y(0) = 5 = \frac{100}{1 + Ae^{-0.1(0)}}$$

$$A = 19$$

$$y = \frac{100}{1 + 19e^{-0.1x}}$$

35. $y = \int_4^x \sin^3 t \, dt + 5$

36. $y = \int_1^x \sqrt{1+t^4} \, dt + 2$



39. Graph (b).

40. Graph (d).

41. Graph (c).

42. Graph (a).

43.

(x, y)	$\frac{dy}{dx} = x + y - 1$	Δx	$\Delta y = \frac{dy}{dx} \Delta x$	$(x + \Delta x, y + \Delta y)$
(1, 1)	1.0	0.1	0.1	(1.1, 1.1)
(1.1, 1.1)	1.2	0.1	0.12	(1.2, 1.22)
(1.2, 1.22)	1.42	0.1	0.142	(1.3, 1.362)

$y = 1.362$

44.

(x, y)	$\frac{dy}{dx} = x - y$	Δx	$\Delta y = \frac{dy}{dx} \Delta x$	$(x + \Delta x, y + \Delta y)$
(1, 2)	-1.0	-0.1	0.1	(0.9, 2.1)
(0.9, 2.1)	-1.2	-0.1	0.12	(0.8, 2.22)
(0.8, 2.22)	-1.42	-0.1	0.142	(0.7, 2.362)

$y = 2.362$

45. We seek the graph of a function whose derivative is $\frac{\sin x}{x}$.

Graph (b) is increasing on $[-\pi, \pi]$, where $\frac{\sin x}{x}$ is positive,

and oscillates slightly outside of this interval. This is the correct choice, and this can be verified by graphing NINT

$$\left(\frac{\sin x}{x}, x, 0, x \right).$$

46. We seek the graph of a function whose derivative is e^{-x^2} .

Since $e^{-x^2} > 0$ for all x , the desired graph is increasing for all x . Thus, the only possibility is graph (d), and we may

verify that this is correct by graphing NINT $(e^{-x^2}, x, 0, x)$.

47. (iv) The given graph looks the graph of $y = x^2$, which

satisfies $\frac{dy}{dx} = 2x$ and $y(1) = 1$.

48. Yes, $y = x$ is a solution.

49. (a) $\frac{dv}{dt} = 2 + 6t$

$$\int dv = \int (2 + 6t) dt$$

$$v = 2t + 3t^2 + C$$

Initial condition: $v = 4$ when $t = 0$

$$4 = 0 + C$$

$$4 = C$$

$$v = 2t + 3t^2 + 4$$

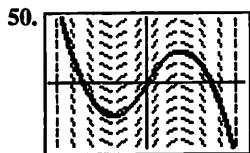
(b) $\int_0^1 v(t) dt = \int_0^1 (2t + 3t^2 + 4) dt$

$$= \left[t^2 + t^3 + 4t \right]_0^1$$

$$= 6 - 0$$

$$= 6$$

The particle moves 6 m.



$[-10, 10]$ by $[-10, 10]$

51. (a) Half-life = $\frac{\ln 2}{k}$

$$2.645 = \frac{\ln 2}{k}$$

$$k = \frac{\ln 2}{2.645} \approx 0.262059$$

(b) Mean life = $\frac{1}{k} \approx 3.81593$ years

52. $T - T_s = (T_0 - T_s)e^{-kt}$

$$T - 40 = (220 - 40)e^{-kt}$$

Use the fact that $T = 180$ and $t = 15$ to find k .

$$180 - 40 = (220 - 40)e^{-(k)(15)}$$

$$e^{15k} = \frac{180}{140} = \frac{9}{7}$$

$$k = \frac{1}{15} \ln \frac{9}{7}$$

$$T - 40 = (220 - 40)e^{-((1/15) \ln(9/7))t}$$

$$70 - 40 = (220 - 40)e^{-((1/15) \ln(9/7))t}$$

$$e^{((1/15) \ln(9/7))t} = \frac{180}{30} = 6$$

$$\left(\frac{1}{15} \ln \frac{9}{7} \right) t = \ln 6$$

$$t = \frac{15 \ln 6}{\ln(9/7)} \approx 107 \text{ min}$$

It took a total of about 107 minutes to cool from 220°F to 70°F. Therefore, the time to cool from 180°F to 70°F was about 92 minutes.

53. $T - T_s = (T_0 - T_s)e^{-kt}$

We have the system:

$$\begin{cases} 39 - T_s = (46 - T_s)e^{-10k} \\ 33 - T_s = (46 - T_s)e^{-20k} \end{cases}$$

Thus, $\frac{39 - T_s}{46 - T_s} = 10^{-10k}$ and $\frac{33 - T_s}{46 - T_s} = e^{-20k}$

Since $(e^{-10k})^2 = e^{-20k}$, this means:

$$\left(\frac{39 - T_s}{46 - T_s} \right)^2 = \frac{33 - T_s}{46 - T_s}$$

$$(39 - T_s)^2 = (33 - T_s)(46 - T_s)$$

$$1521 - 78T_s + T_s^2 = 1518 - 79T_s + T_s^2$$

$$T_s = -3$$

The refrigerator temperature was -3°C .

54. Use the method of Example 3 in Section 6.4.

$$e^{-kt} = 0.995$$

$$-kt = \ln 0.995$$

$$t = -\frac{1}{k} \ln 0.995 = -\frac{5700}{\ln 2} \ln 0.995 \approx 41.2$$

The painting is about 41.2 years old.

55. Use the method of Example 3 in Section 6.4.

Since 90% of the carbon-14 has decayed, 10% remains.

$$e^{-kt} = 0.1$$

$$-kt = \ln 0.1$$

$$t = -\frac{1}{k} \ln 0.1 = -\frac{5700}{\ln 2} \ln 0.1 \approx 18,935$$

The charcoal sample is about 18,935 years old.

56. Use $t = 1988 - 1924 = 64$ years.

$$250 e^{rt} = 7500$$

$$e^{rt} = 30$$

$$rt = \ln 30$$

$$r = \frac{\ln 30}{t} = \frac{\ln 30}{64} \approx 0.053$$

The rate of appreciation is about 0.053, or 5.3%.

57. Using the Law of Exponential Change in Section 6.4 with appropriate changes of variables, the solution to the differential equation is $L(x) = L_0 e^{-kx}$, where $L_0 = L(0)$ is the surface intensity. We know $0.5 = e^{-18k}$, so

$$k = \frac{\ln 0.5}{-18} \text{ and our equation becomes}$$

$$L(x) = L_0 e^{(\ln 0.5)(x/18)} = L_0 \left(\frac{1}{2} \right)^{x/18}$$

where the intensity is one-tenth of the surface value.

57. Continued

$$0.1 = \left(\frac{1}{2}\right)^{x/18}$$

$$\ln 0.1 = \frac{x}{18} \ln\left(\frac{1}{2}\right)$$

$$x = \frac{18 \ln 0.1}{\ln 0.5} \approx 59.8 \text{ ft}$$

You can work without artificial light to a depth of about 59.8 feet.

$$58. \text{ (a)} \quad \frac{dy}{dt} = \frac{kA}{V}(c-y)$$

$$\int \frac{dy}{c-y} = \int \frac{kA}{V} dt$$

$$-\ln|c-y| = \frac{kA}{V}t + C$$

$$\ln|c-y| = -\frac{kA}{V}t - C$$

$$|c-y| = e^{-(kA/V)t - C}$$

$$c-y = \pm e^{-(kA/V)t - C}$$

$$y = c \pm e^{-(kA/V)t - C}$$

$$y = c + De^{-(kA/V)t}$$

Initial condition $y = y_0$ when $t = 0$

$$y_0 = c + D$$

$$y_0 - c = D$$

Solution: $y = c + (y_0 - c)e^{-(kA/V)t}$

$$\text{(b)} \quad \lim_{t \rightarrow \infty} y(t) = \lim_{t \rightarrow \infty} [c + (y_0 - c)e^{-(kA/V)t}] = c$$

$$59. \text{ (a)} \quad p(t) = \frac{150}{1 + e^{4.3-t}} = \frac{150}{1 + e^{4.3}e^{-t}}$$

This is $p = \frac{M}{1 + Ae^{-kt}}$ where $M = 150$, $A = e^{4.3}$, and $k = 1$.

Therefore, it is a solution of the logistic differential equation.

$$\frac{dp}{dt} = \frac{k}{M}P(M-P), \text{ or } \frac{dp}{dt} = \frac{1}{150}P(150-P). \text{ The carrying capacity is 150.}$$

$$\text{(b)} \quad P(0) = \frac{150}{1 + e^{4.3}} \approx 2$$

Initially there were 2 infected students.

$$\text{(c)} \quad \frac{150}{1 + e^{4.3-t}} = 125$$

$$\frac{6}{5} = 1 + e^{4.3-t}$$

$$\frac{1}{5} = e^{4.3-t}$$

$$-\ln 5 = 4.3 - t$$

$$t = 4.3 + \ln 5 \approx 5.9 \text{ days.}$$

It took about 6 days.

60. Use the Fundamental Theorem of Calculus.

$$y' = \frac{d}{dx} \left(\int_0^x \sin t^2 dt \right) + \frac{d}{dx} (x^3 + x + 2)$$

$$= (\sin x^2) + (3x^2 + 1)$$

$$y'' = \frac{d}{dx} (\sin x^2 + 3x^2 + 1)$$

$$= (\cos x^2)(2x) + 6x$$

$$= 2x \cos(x^2) + 6x$$

Thus, the differential equation is satisfied. Verify the initial conditions:

$$y'(0) = (\sin 0^2) + 3(0)^2 + 1 = 1$$

$$y(0) = \int_0^0 \sin(t^2) dt + 0^3 + 0 + 2 = 2$$

$$61. \quad \frac{dP}{dt} = 0.002P \left(1 - \frac{P}{800} \right)$$

$$\frac{dP}{dt} = 0.002P \left(\frac{800 - P}{800} \right)$$

$$\frac{800}{P(800 - P)} dP = 0.002 dt$$

$$\frac{(800 - P) + P}{P(800 - P)} dP = 0.002 dt$$

$$\int \left(\frac{1}{P} + \frac{1}{800 - P} \right) dP = \int 0.002 dt$$

$$\ln|P| - \ln|800 - P| = 0.002t + C$$

$$\ln \left| \frac{P}{800 - P} \right| = 0.002t + C$$

$$\ln \left| \frac{800 - P}{P} \right| = -0.002t - C$$

$$\left| \frac{800 - P}{P} \right| = e^{-0.002t - C}$$

$$\frac{800 - P}{P} = \pm e^{-C} e^{-0.002t}$$

$$\frac{800}{P} - 1 = Ae^{-0.002t}$$

$$P = \frac{800}{1 + Ae^{-0.002t}}$$

Initial condition: $P(0) = 50$

$$50 = \frac{800}{1 + Ae^0}$$

$$1 + A = 16$$

$$A = 15$$

$$\text{Solution: } P = \frac{800}{1 + 15e^{-0.002t}}$$

62. Method 1—Compare graph of $y_1 = x^2 \ln x$ with

$$y_2 = \text{NDER} \left(\frac{x^3 \ln x}{3} - \frac{x^3}{9} \right). \text{ The graphs should be the same.}$$

Method 2—Compare graph of $y_1 = \text{NINT}(x^2 \ln x)$

with $y_2 = \frac{x^3 \ln x}{3} - \frac{x^3}{9}$. The graphs should be the same or differ only by a vertical translation.

63. (a) $20,000 = 10,000(1.063)^t$

$$2 = 1.063^t$$

$$\ln 2 = t \ln 1.063$$

$$t = \frac{\ln 2}{\ln 1.063} \approx 11.345$$

It will take about 11.3 years.

(b) $20,000 = 10,000e^{0.063t}$

$$2 = e^{0.063t}$$

$$\ln 2 = 0.063t$$

$$t = \frac{\ln 2}{0.063} \approx 11.002$$

It will take about 11.0 years.

64. (a) $f'(x) = \frac{d}{dx} \int_0^x u(t) dt = u(x)$

$$g'(x) = \frac{d}{dx} \int_3^x u(t) dt = u(x)$$

(b) $C = f(x) - g(x)$

$$= \int_0^x u(t) dt - \int_3^x u(t) dt$$

$$= \int_0^x u(t) dt + \int_x^3 u(t) dt$$

$$= \int_0^3 u(t) dt$$

65. (a) The regression equation is $y = \frac{272286.4}{1 + 302.69e^{-0.2095t}}$.

The graph is shown below.



(b) $y(\infty) = \frac{272286.4}{1 + 302.69e^{-0.2095(\infty)}} = 272,286$ people.

(c) $\frac{dp}{dt} = 7.694 \times 10^{-7} P(272286.4 - P)$

- (d) The carrying capacity drops to 267,312.6, which is below the actual 2003 population. The logistic regression is strongly affected by points at the extremes of the data, especially when there are so few data points being used. While the fit may be more dramatic for a small data set, the equation is not as reliable.

66. (a) $T = 79.961(0.9273)^t$



[-1, 33] by [-5, 90]

- (b) Solving $T(t) = 40$ graphically, we obtain $t \approx 9.2$ sec. The temperature will reach 40° after about 9.2 seconds.

- (c) When the probe was removed, the temperature was about $T(0) \approx 79.76^\circ\text{C}$.

67. (a)
- $\frac{1}{2}$
- of the town has heard the rumor when it is spreading the fastest.

(b) $\int \frac{dy}{1.2y(1-y)} = dt$

$$\frac{A}{1.2y} + \frac{B}{1-y} = 1$$

$$A(1-y) + 1.2yB = 1$$

$$y = 1, B = 0.83$$

$$y = 0, A = 1$$

$$\int \left(\frac{1}{1.2y} + \frac{0.83}{1-y} \right) dy = t + C$$

$$\ln \left| \frac{1-y}{1.2y} \right| = -1.2t - C$$

$$\frac{1-y}{1.2y} = e^{-1.2t} e^{-C}$$

$$y = \frac{1}{1 + Ae^{-1.2t}}$$

$$y(0) = \frac{1}{1 + Ae^{-1.2(0)}} = 9$$

$$y = \frac{1}{1 + 9e^{-1.2t}}$$

(c) $\frac{1}{2} = \frac{1}{1 + 9e^{-1.2t}}$

Solve for t to obtain

$$t = \frac{5 \ln 3}{3} \approx 1.83 \text{ days.}$$

68. (a)
- $\frac{dP}{dt} = k(600 - P)$
- . Separate the variables to obtain

$$\frac{dP}{600 - P} = kdt$$

$$\frac{dP}{P - 600} = -kdt$$

$$\ln |P - 600| = -kt + C_1$$

$$P - 600 = Ce^{-kt}$$

$$200 - 600 = Ce^0 \Rightarrow C = -400$$

$$P - 600 = -400e^{-kt}$$

$$P(t) = 600 - 400e^{-kt}$$

(b) $500 = 600 - 400e^{-k \cdot 2}$

$$1/4 = e^{-2k}$$

$$k = \ln 2 \approx 0.693$$

(c) $\lim_{t \rightarrow \infty} (600 - 400e^{-0.693t}) = 600$

69. (a) Separate the variables to obtain

$$\begin{aligned} \frac{dv}{v+17} &= -2dt \\ \ln|v+17| &= -2t + C_1 \\ v+17 &= Ce^{-2t} \\ -47+17 &= Ce^0 \Rightarrow C = -30 \\ v+17 &= -30e^{-2t} \\ v &= -30e^{-2t} - 17 \end{aligned}$$

(b) $\lim_{t \rightarrow \infty} (-30e^{-2t} - 17) = -17$ feet per second

(c) $-20 = -30e^{-2t} - 17$
 $t = \frac{\ln 10}{2} \approx 1.151$ seconds

Chapter 7

Applications of Definite Integrals

Section 7.1 Integral as Net Change

(pp. 378–389)

Exploration 1 Revisiting Example 2

1. $s(t) = \int \left(t^2 - \frac{8}{(t+1)^2} \right) dt = \frac{t^3}{3} + \frac{8}{t+1} + C$

$s(0) = \frac{0^3}{3} + \frac{8}{0+1} + C = 9 \Rightarrow C = 1$

Thus, $s(t) = \frac{t^3}{3} + \frac{8}{t+1} + 1$.

2. $s(1) = \frac{1^3}{3} + \frac{8}{1+1} + 1 = \frac{16}{3}$. This is the same as the answer we found in Example 2a.

3. $s(5) = \frac{5^3}{3} + \frac{8}{5+1} + 1 = 44$. This is the same answer we found in Example 2b.

Quick Review 7.1

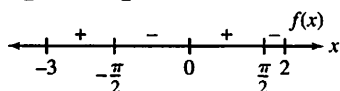
1. On the interval, $\sin 2x = 0$ when $x = -\frac{\pi}{2}, 0,$ or $\frac{\pi}{2}$. Test one

point on each subinterval: for $x = -\frac{3\pi}{2}, \sin 2x = 1$; for

$x = -\frac{\pi}{4}, \sin 2x = -1$; for $x = \frac{\pi}{4}, \sin 2x = 1$; and for

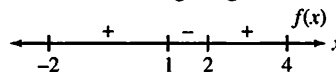
$x = \frac{3\pi}{4}, \sin 2x = -1$. The function changes sign at

$-\frac{\pi}{2}, 0,$ and $\frac{\pi}{2}$. The graph is

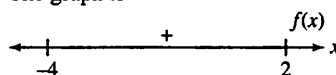


2. $x^2 - 3x + 2 = (x - 1)(x - 2) = 0$ when $x = 1$ or 2 . Test one point on each subinterval: for $x = 0, x^2 - 3x + 2 = 2$; for $x = \frac{3}{2}, x^2 - 3x + 2 = -\frac{1}{4}$; and for $x = 3, x^2 - 3x + 2 = 2$.

The function changes sign at 1 and 2. The graph is



3. $x^2 - 2x + 3 = 0$ has no real solutions, since $b^2 - 4ac = (-2)^2 - 4(1)(3) = -8 < 0$. The function is always positive. The graph is



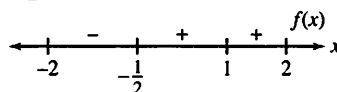
4. $2x^3 - 3x^2 + 1 = (x - 1)^2(2x + 1) = 0$ when $x = -\frac{1}{2}$ or 1 .

Test one point on each subinterval: for $x = -1,$

$2x^3 - 3x^2 + 1 = -4$; for $x = 0, 2x^3 - 3x^2 + 1 = 1$; and

$x = \frac{3}{2}, 2x^3 - 3x^2 + 1 = 1$. The function changes sign at

$-\frac{1}{2}$. The graph is



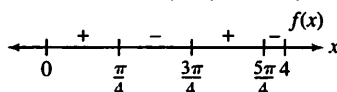
5. On the interval, $x \cos 2x = 0$ when $x = 0, \frac{\pi}{4}, \frac{3\pi}{4},$ or $\frac{5\pi}{4}$.

Test one point on each subinterval: for $x = \frac{\pi}{8},$

$x \cos 2x = \frac{\pi\sqrt{2}}{16}$, for $x = \frac{\pi}{2}, x \cos 2x = -\frac{\pi}{2}$ for $x = \pi, \sqrt{2}$

$x \cos 2x = \pi$; and for $x = 4, x \cos 2x \approx -0.58$. The function

changes sign at $\frac{\pi}{4}, \frac{3\pi}{4},$ and $\frac{5\pi}{4}$. The graph is

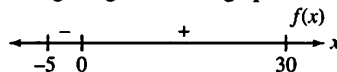


6. $xe^{-x} = 0$ when $x = 0$. On the rest of the interval, xe^{-x} is always positive.

7. $\frac{x}{x^2 + 1} = 0$ when $x = 0$. Test one point on each subinterval:

for $x = -1, \frac{x}{x^2 + 1} = -\frac{1}{2}$; for $x = 1, \frac{x}{x^2 + 1} = \frac{1}{2}$. The function

changes sign at 0. The graph is



8. $\frac{x^2-2}{x^2-4} = 0$ when $x = \pm\sqrt{2}$ and is undefined when $x = \pm 2$.

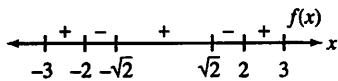
Test one point on each subinterval: for

$$x = -\frac{5}{2}, \frac{x^2-2}{x^2-4} = \frac{17}{9}; \text{ for } x = -1.9, \frac{x^2-2}{x^2-4} \approx 4.13;$$

$$\text{for } x = 0, \frac{x^2-2}{x^2-4} = \frac{1}{2}; \text{ for } x = 1.9, \frac{x^2-2}{x^2-4} \approx -4.13;$$

$$\text{and for } x = \frac{5}{2}, \frac{x^2-2}{x^2-4} = \frac{17}{9}. \text{ The function changes sign}$$

at $-2, -\sqrt{2}, \sqrt{2}$ and 2 . The graph is

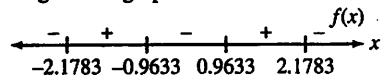


9. $\sec\left(1 + \sqrt{1 - \sin^2 x}\right) = \frac{1}{\cos(1 + |\cos x|)}$ is undefined when

$$x \approx 0.9633 + k\pi \text{ or } 2.1783 + k\pi \text{ for any integer } k.$$

$$\text{Test for } x = 0: \sec\left(1 + \sqrt{1 - \sin^2 0}\right) \approx -2.4030.$$

Test for $x = \pm 1: \sec\left(1 + \sqrt{1 - \sin^2 1}\right) \approx 32.7984$. The sign alternates over successive subintervals. The function changes sign at $0.9633 + k\pi$ or $2.1783 + k\pi$, where k is an integer. The graph is



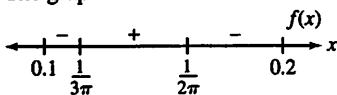
10. On the interval, $\sin\left(\frac{1}{x}\right) = 0$ when $x = \frac{1}{3\pi}$ or $\frac{1}{2\pi}$. Test one

$$\text{point on each subinterval: for } x = 0.1, \sin\left(\frac{1}{x}\right) \approx -0.54;$$

$$\text{for } x = 0.15, \sin\left(\frac{1}{x}\right) \approx 0.37; \text{ and for } x = 0.2,$$

$$\sin\left(\frac{1}{x}\right) \approx -0.96. \text{ The graph changes sign at } \frac{1}{3\pi}, \text{ and } \frac{1}{2\pi}.$$

The graph is



Section 7.1 Exercises

1. (a) Right when $v(t) > 0$, which is when $\cos t > 0$, i.e.,

$$\text{when } 0 \leq t < \frac{\pi}{2} \text{ or } \frac{3\pi}{2} < t \leq 2\pi. \text{ Left when } \cos t < 0,$$

$$\text{i.e., when } \frac{\pi}{2} < t < \frac{3\pi}{2}. \text{ Stopped when } \cos t = 0,$$

$$\text{i.e., when } t = \frac{\pi}{2} \text{ or } \frac{3\pi}{2}.$$

(b) Displacement =

$$\int_0^{2\pi} 5 \cos t \, dt = 5[\sin t]_0^{2\pi} = 5[\sin 2\pi - \sin 0] = 0$$

(c) Distance = $\int_0^{2\pi} |5 \cos t| \, dt$

$$= \int_0^{\pi/2} 5 \cos t \, dt + \int_{\pi/2}^{3\pi/2} -5 \cos t \, dt + \int_{3\pi/2}^{2\pi} 5 \cos t \, dt \\ = 5 + 10 + 5 = 20$$

2. (a) Right when $v(t) > 0$, which is when $\sin 3t > 0$,

$$\text{i.e., when } 0 < t < \frac{\pi}{3}. \text{ Left when } \sin 3t < 0, \text{ i.e., when}$$

$$\frac{\pi}{3} < t \leq \frac{\pi}{2}. \text{ Stopped when } \sin 3t = 0, \text{ i.e., when } t = 0$$

$$\text{or } \frac{\pi}{3}.$$

(b) Displacement = $\int_0^{\pi/2} 6 \sin 3t \, dt = 6\left[-\frac{1}{3} \cos 3t\right]_0^{\pi/2}$

$$= -2\left[\cos \frac{3\pi}{2} - \cos 0\right] = 2$$

(c) Distance = $\int_0^{\pi/2} |6 \sin 3t| \, dt$

$$= \int_0^{\pi/3} 6 \sin 3t \, dt + \int_{\pi/3}^{\pi/2} -6 \sin 3t \, dt = 4 + 2 = 6$$

3. (a) Right when $v(t) = 49 - 9.8t > 0$, i.e., when $0 \leq t < 5$.

$$\text{Left when } 49 - 9.8t < 0, \text{ i.e., when } 5 < t \leq 10.$$

$$\text{Stopped when } 49 - 9.8t = 0, \text{ i.e., when } t = 5.$$

(b) Displacement = $\int_0^{10} (49 - 9.8t) \, dt$

$$= [49t - 4.9t^2]_0^{10} = 49[(10) - (10) - 0] = 0$$

(c) Distance = $\int_0^{10} |49 - 9.8t| \, dt$

$$= \int_0^5 (49 - 9.8t) \, dt + \int_5^{10} (-49 + 9.8t) \, dt \\ = 122.5 + 122.5 = 245$$

4. (a) Right when

$$v(t) = 6t^2 - 18t + 12 = 6(t-1)(t-2) > 0,$$

$$\text{i.e., when } 0 \leq t < 1. \text{ Left when } 6(t-1)(t-2) < 0,$$

$$\text{i.e., when } 1 < t < 2. \text{ Stopped when}$$

$$6(t-1)(t-2) = 0, \text{ i.e., when } t = 1, \text{ or } 2.$$

(b) Displacement = $\int_0^2 (6t^2 - 18t + 12) \, dt$

$$= [2t^3 - 9t^2 + 12t]_0^2 = [(16 - 36 + 24) - 0] = 4$$

(c) Distance = $\int_0^2 |6t^2 - 18t + 12| \, dt$

$$= \int_0^1 (6t^2 - 18t + 12) \, dt + \int_1^2 (-6t^2 + 18t - 12) \, dt \\ = 5 + 1 = 6$$